




Profiles & Trims

Product Selection Catalog

Take Your Design to the Edge™

Effective June 2, 2025

A modern interior space featuring a wall with vertical wood-grain LATICRETE profiles and trims. A built-in white shelf holds decorative wire mesh vases and a large teal ceramic vase sits on a dark wood console table in the foreground. To the right, a wall of square stone tiles is visible. A teal banner at the bottom right contains promotional text.

LATICRETE offers a comprehensive line of profiles and trims including a broad range of materials, finishes and colors in a multitude of shapes and sizes, making it easy to find the right product for the job. German-engineered and manufactured, LATICRETE® Profiles & Trims meet the highest quality of standards to ensure the best installation experience and final appearance for years to come.

**Now Available in 40 LATICRETE
Standard Colors for Coordination
with Grouts and Caulks & Sealants!**

See product pages for details.



ABOUT LATICRETE

4 - 13

Brand Promises	4
Warranties	5
Customer Support	6
Training	7
Installation Systems	8 - 11
LATICRETE Portfolio	12 - 13



TILE PROFILES

14 - 51

L-Shape Edge Profiles	15 - 24
Finishing Profiles	25
Square Edge Profiles	26 - 33
Round Edge Profiles	34 - 48
Decorative Border Profiles	49
Cove Profiles	50
T-Shape Profiles	51



STAIR NOSING & TRANSITION PROFILES

52 - 55


Stair Nosing Profiles	53
Transition Profiles	54 - 55



SKIRTING PROFILES

56 - 57


Skirting Profiles	57
-------------------------	----



EXPANSION & MOVEMENT JOINT PROFILES

58 - 61

Expansion & Movement Joint Profiles	59 - 61
---	---------



INFORMATION

62 - 70

Part Number Explanation & Codes	62 - 63
Finish/Color Swatches	64 - 66
Profiles Material Characteristics & Maintenance	67
Service Terms	68 - 69
Coordinating Profile/Grout Colors	70



Icon indicates a standard LATICRETE color available in LATICRETE Grouts, Profiles & Trims, and Caulks & Sealants.



Additional Profiles & Trims available at laticrete.com/profiles.

All pricing effective June 2, 2025 and subject to change. See page 68-69 for service terms. Consult our website at laticrete.com for the most current version of product data sheets, warranties, and MSDS sheets. The content of this catalog is for informational purposes only. Refer to individual product data sheets and warranties for complete information. Finishes and color swatches are guides only. LATICRETE does not warrant color matching to this color chart or to any color guide produced. Actual shade and texture will depend on job site conditions, lighting, installation techniques and types/color of the product used, and may vary from the finishes/colors shown. Verify actual appearance and compatibility before installing. No claims for color shade variations will be honored. The colors and finishes shown may not be available in all profile materials, shapes, and sizes. Contact customer service or your LATICRETE Sales Representative for confirmation.



OUR PROMISE TO YOU

The LATICRETE Brand Promises are a company-wide global initiative that builds upon our legacy of research and development of innovative installation products, systems and solutions.

They serve as a call-to-action and highlight six strategic areas of focus:

- Developing innovative solutions,
- Committing to sustainability,
- Enabling iconic design,
- Fostering trust for life,
- Providing the best installer experience, and
- Serving customers as family.

These promises are the cornerstone of our company mission.

UNMATCHED PEACE OF MIND

LATICRETE offers you the **best system warranties** in the industry. Rest easy knowing that when you install one of our systems, the job is built to last.



LIFETIME SYSTEM WARRANTY

See Data Sheet 230.99 for complete warranty information.

APPLICATION	PRODUCTS
Underlayment	NXT® LEVEL PLUS LITE NXT LEVEL PLUS Skim Lite NXT Patch
Floor Warming[†]	STRATA_HEAT™ Wire STRATA_HEAT STRATA_HEAT Thermal Packs 4-XLT with STRATA_HEAT Thermal Packs ^{††}
Waterproofing/ Anti-Fracture	HYDRO BAN® HYDRO BAN XP 9235 Waterproofing Membrane
Waterproofing	HYDRO BAN Sheet Membrane HYDRO BAN Quick Cure
Shower System	HYDRO BAN Pre-Sloped Shower Pan (and applicable accessories) HYDRO BAN Linear Pre-Sloped Shower Pan (and applicable accessories) HYDRO BAN Shower and HYDRO BAN Shower Kits (and applicable accessories) HYDRO BAN Linear Drain (and applicable accessories) HYDRO BAN Bonding Flange Drain (and applicable accessories) HYDRO BAN Board (and applicable accessories) 4-XLT [‡]
Uncoupling	STRATA_MAT™ STRAT_MAT XT
Primer	Primer Plus PRIME-N-BOND™
Thick Bed Mortar	3701 Fortified Mortar Bed 3701 Lite Mortar or 3701 Lite Mortar R Quick Cure Mortar Bed
Slurry Bond Coat	254 PLATINUM™ 254 PLATINUM PLUS
Thin Bed Method	254 PLATINUM (regular or rapid version) 254 PLATINUM PLUS LATAPOXY® 300 Adhesive or BIOGREEN™ 300
Large, Heavy Tile Method	MULTIMAX™ LITE
Grout	SPECTRALOCK® PRO Premium Grout SPECTRALOCK 1 Pre-Mixed Grout PERMACOLOR® Select
Profiles & Trims	Stainless Steel Aluminum**
Sealant[†]	LATASIL™ LATASIL 9118 Primer

[†] Use of suitable flexible sealant is required per Tile Council of North America Detail EJ171 for use in expansion joints, coves, corners, changes in plane and other joints or wherever tile or stone abuts dissimilar materials or restraining surfaces.

**Residential projects only.

[‡] 4-XLT for use to install HYDRO BAN® Pre-Sloped Shower Pans to substrate only.

^{††} Floor Warming Thermostat and STRATA_HEAT™ Thermostat sold by LATICRETE warrants parts and materials for one (1) year from the date of purchase. The sole remedy for the Floor Warming Thermostats and STRATA_HEAT Thermostats is product replacement (see Data Sheet 230.13 for full details on the LATICRETE® Product Limited Warranty).

^{†††} 4-XLT with STRATA_MAT Thermal Packs when used as a large & heavy tile adhesive mortar.

Consult our website at www.laticrete.com for the most current versions of product data sheets, warranties, and SDS. Content of this brochure is for informational purposes only. Refer to individual product data sheets and warranties for complete information.

Refer to individual product data sheets and warranties for complete information.

[†]United States Patent No.: 6,784,229 B2 (and other Patents). ^{**}United States Patent No.: 6,881,768 (and other Patents).



25 YEAR SYSTEM WARRANTY

See Data Sheet 025.0 for complete warranty information.

APPLICATION	PRODUCTS
Air Barrier Components (exterior veneers only)	MVIS™ Air & Water Barrier LATAPOXY® Waterproof Flashing Mortar LATICRETE Flashing Sealant
Underlayment	NXT® LEVEL PLUS LITE NXT LEVEL PLUS SUPERCAP® SC500 Plus Skim Lite NXT Patch
Primer	Primer Plus PRIME-N-BOND™
Floor Warming[†]	STRATA_HEAT™ Wire STRATA_HEAT STRATA_HEAT Thermal Packs ^{††} 4-XLT with STRATA_HEAT Thermal Packs
Vapor Reduction	VAPOR BAN™ E VAPOR BAN ER VAPOR BAN Primer ER
Waterproofing/Anti-Fracture	HYDRO BAN® HYDRO BAN XP 9235 Waterproofing Membrane
Waterproofing	HYDRO BAN Sheet Membrane LATAPOXY Waterproof Flashing Mortar HYDRO BAN Cementitious Waterproofing Membrane HYDRO BAN Quick Cure
Shower System	HYDRO BAN Pre-Sloped Shower Pan (and applicable accessories) HYDRO BAN Linear Pre-Sloped Shower Pan (and applicable accessories) HYDRO BAN Shower and HYDRO BAN Shower Kits HYDRO BAN Linear Drain (and applicable accessories) HYDRO BAN Bonding Flange Drain (and applicable accessories) HYDRO BAN Board (and applicable accessories) 4-XLT [‡]
Sound Control/Anti-Fracture	125 TRI MAX® 170.3 or 170.5 Sound & Crack Isolation Mat FRACTURE BAN™ 40 or 90
Plaza & Deck	Plaza and Deck System
Uncoupling	STRATA_MAT™ STRATA_MAT XT
Thick Bed Method	3701 Fortified Mortar Bed 3701 Lite Mortar/3701 Lite Mortar R Quick Cure Mortar Bed
Slurry Bond Coat	254 PLATINUM™ PLUS 254 PLATINUM
Thin Bed/Adhesive Method	254 PLATINUM PLUS 254 PLATINUM (regular or rapid version) LATAPOXY 300 Adhesive or BIOGREEN™ 300 Glass Tile Adhesive Lite
Large, Heavy Tile Method	MULTIMAX™ LITE TRI-LITE™ TRI-LITE RAPID
Spot Bonding	LATAPOXY 310 Stone Adhesive – Standard and Rapid Grade
Grouting/Pointing	SPECTRALOCK® PRO Premium Grout (non-industrial applications) SPECTRALOCK 1 Pre-Mixed Grout PERMACOLOR® Grout PERMACOLOR Select
Profiles & Trims	Aluminum Brass Stainless Steel
Sealant[†]	LATASIL™ LATASIL 9118 Primer

WORLD CLASS TECHNICAL SUPPORT

You're never alone when working with LATICRETE. Our Technical Services team is available to answer any and all questions you may have when it comes to installing our products. Reach out anytime, and one of our in-house experts will get you the answers you're looking for.



Call Us
1-800-243-4788 x1235




Email Us
technicalservices@laticrete.com



Live Chat
laticrete.com – M-F 8a-5p EST



[FAQs](#)
Frequently Asked Questions



EDUCATION & TRAINING MADE EASY

Take advantage of FREE training engineered with your needs in mind. Stay up to date with the latest products, industry standards, and help get new employees up to speed fast. We offer a variety of convenient programs, and if there is a topic or product you need more training on, let us know.



LATICRETE University

Learn industry standards and the latest product information in short, self-guided lessons available 24/7. Check them out at laticreteuniversity.com.



On-Site Demos & Training

Need training for associates or customers? Schedule a demo to help improve the knowledge of your team or boost in-store sales with customers. Reach out to a sales rep to schedule.



PROFIT THROUGH KNOWLEDGE
T R A I N I N G

Profit Through Knowledge

Get hands-on with LATICRETE products and learn step by step installations from our expert installers. Contact our technical services team to discuss potential trainings.



YouTube Videos

Tips and tricks, product announcements, how-tos and more! Be sure to subscribe to the LATICRETE channel to stay up to date on the latest videos.



American Institute of Architects Certified Courses

Earn AIA credits, and learn the latest industry standards, how to avoid installation failures, and get tools designed to streamline the specification process. Full course listing at laticrete.com/aiaces.



APPROVED COURSE

ASID • IDC • IDEC • IIDA

International Design Continuing Education Council

Strengthen your understanding and skills in designing a project, creating boldly unique projects that will stand the test of time.



Scan to learn more
about Education & Training

Unlock a World of

LATICRETE® Now Offers Profiles & Trims!

Profile: Square Edge, Texture Coated Aluminum in Matte Black

Caulk & Sealant: LATASIL™

Grout: SPECTRALOCK® 1

Tile Adhesive: 254 PLATINUM™

Waterproofing Membrane: HYDRO BAN® Board

Drain: HYDRO BAN Drains

Self-Leveling Underlayment: NXT® Level Plus


Radiant Floor Heating Components:

STRATA_HEAT™ Mat and STRATA_HEAT Spliceless Wire

With an extensive selection of shapes, sizes, and finishes for profiles and trims, we make it even easier for you to find a complete system solution from the substrate up.



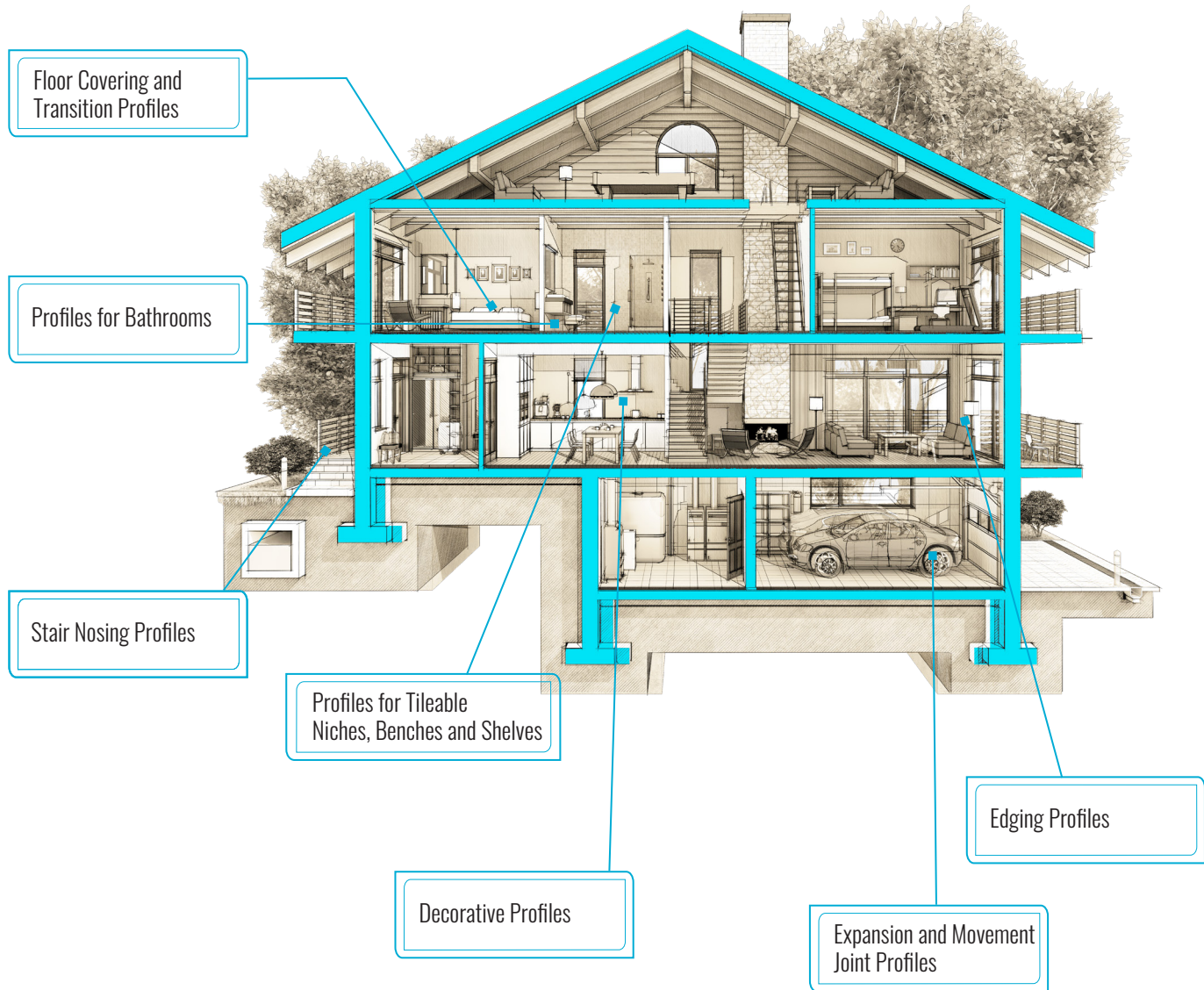
A collection of various colored and textured metal and plastic extruded profiles, including perforated and solid types, arranged diagonally. The profiles are shown in different colors like silver, gold, black, and grey, and some have perforations. They are set against a background of a white brick wall and a white grid pattern.



ONE SOURCE. LIMITLESS CAPABILITIES.

From Profiles to the Complete LATICRETE® System.

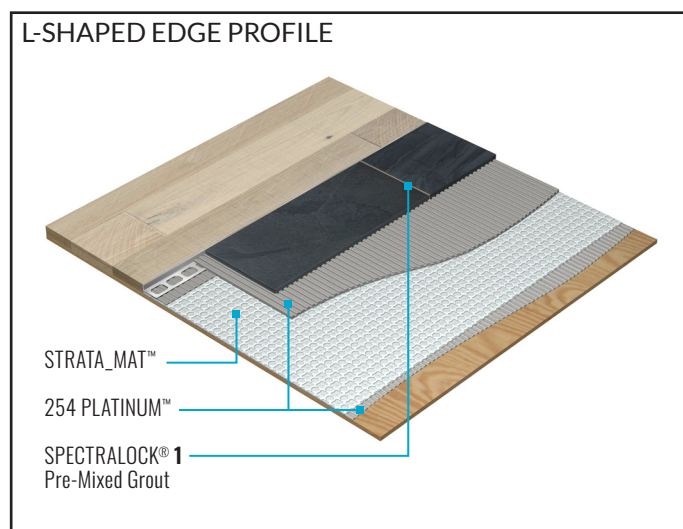
LATICRETE provides an extensive range of profiles and trims designed for edging, nosing, and seamless transitions. Compatible with various floor coverings such as tile, stone, terrazzo, wood, LVT, and more, these products can be effortlessly installed both indoors and outdoors. Whether in kitchens, bathrooms, commercial spaces, or residential settings, you can **Take Your Design to the Edge™** with LATICRETE and ensure a reliable installation.



Specify, design, install, or sell a complete single source installation system from the substrate up — all backed by a 100% labor and materials system warranty. Let our experience, product quality, and technical support assist you on your next project — whatever the application.

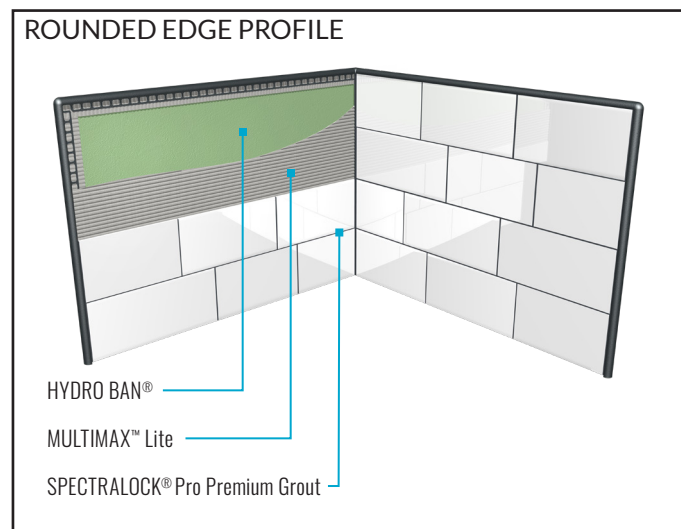
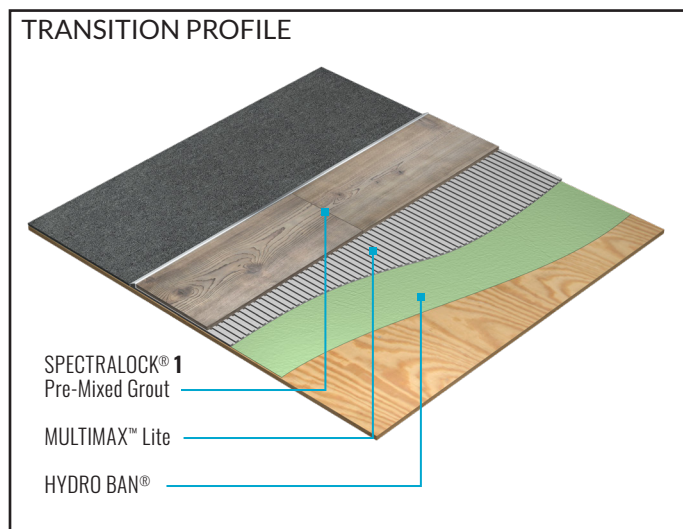
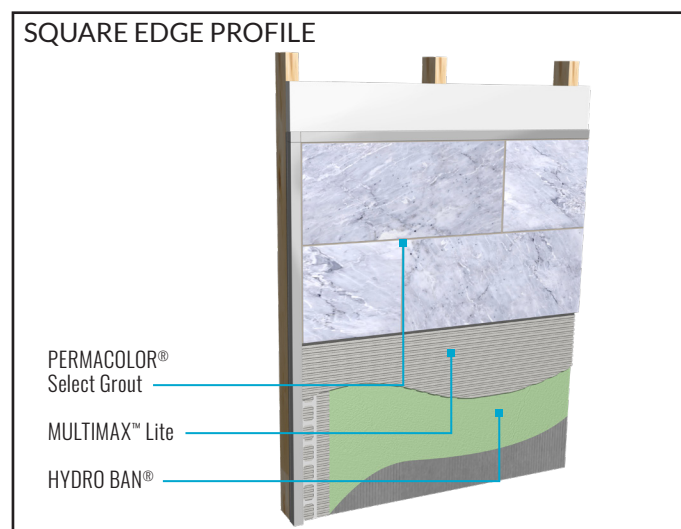
FLOOR INSTALLATION SYSTEMS

Design seamless transitions for tile to wood or carpet flooring.



WALL INSTALLATION SYSTEM

Protect tile edges and elevate your design.



BUILDING SYSTEM SOLUTIONS

Since 1956, LATICRETE has been at the forefront of the industry, leading with pioneering advancements that redefine high-performance tile and stone installation systems and building finishing solutions. We strive to empower architects and construction professionals worldwide with top-notch support and building material solutions.

Tile & Stone Installation Systems



CSI Division 9

Ensure a successful installation each and every time with the most comprehensive assortment of innovative tile and stone installation materials available worldwide. Our industry-leading products offer complete system solutions from the substrate up through the grout for virtually any type of tile or stone installation in commercial, industrial, and residential applications.

Product categories include surface preparation, waterproofing, shower systems, sound control, anti-fracture, floor heating, adhesive mortars, grouts, sealers, cleaners, profiles & trims — all designed to work together, providing a comprehensive installation solution.

Shower Installation Systems



CSI Division 9

The HYDRO BAN® shower system provides everything needed for a worry-free installation. As a single-source supplier for shower installation systems, we offer waterproof membranes, shower pans, benches, niches and drains all with the trusted performance expected from the HYDRO BAN waterproofing line.

Complete your shower by choosing from our adhesives, grouts, sealants and caulks for a beautiful installation that is backed by the industry's best warranty.

Radiant Floor Heating



CSI Division 9

The STRATA_HEAT™ floor heating system is the most advanced radiant floor heating system available in the world. Consisting of a high-performance floor heating wire, an uncoupling mat, two Wi-Fi enabled thermostats and the world's first heat conductive thin-set additive — the system provides you with the most advanced and efficient floor heating system for your next installation.

Concrete & Substrate Preparation




CSI Division 3 & 9

A quality finished floor starts with a properly prepared surface — one that guarantees a long-lasting, durable installation. Our time-tested surface preparation products are formulated to preserve quality by protecting installations from water vapor transmission, sound transmission and cracks. They provide a perfectly level and flat substrate to accommodate a variety of floor finishes including vinyl, wood, carpet and tile.

When combined with the SUPERCAP® System, a high-volume, time-saving delivery system that can pump material up to 50 stories high, you can expect predictable quality results. L&M™ curing and sealing treatments, floor hardeners, densifiers, and polished concrete systems further ensure your floors are safe, resilient, and easy to maintain.

Reliable time-tested classics to groundbreaking innovations, our extensive product portfolio offers superior quality and unbeatable support. We are fully committed to a complete system approach, and our offerings align seamlessly with CSI specification sections.



CSI Division 9

Whether looking for a sleek, modern look or a more traditional design, this line offers the flexibility and versatility to achieve any aesthetic in commercial and residential applications. Available in aluminum, stainless steel, brass, and PVC, these profiles and trim pieces are crafted with the utmost precision, to create premium-quality and a consistent appearance from piece to piece.

Our profiles and trims can protect tile edges and enhance safety all while providing a decorative finishing touch to any room. The comprehensive line includes edging in various shapes, coves, stair nosing, skirting, transitions, and expansion joints - and is compatible with various flooring such as tile, carpet, vinyl, wood and more.



CSI Division 9

Reliable and high-performing surface care solutions branded STONETECH®, are designed to clean, protect, restore and enhance. Highly effective at preventing oil, water and stain damage, this range offers natural-look sealers that protect porous stone and tile surfaces but do not alter the surface appearance as well as enhancing sealers that can revive the color or finish of a surface all while protecting.

STONETECH cleaners ranging from daily to heavy duty problem-solving solutions will eliminate everyday spills and restore the appearance without harming the intended surface. Preserve the beauty of stone, tile, and grout with STONETECH.



CSI Division 4 & 7

Keep up with the increasing popularity of adhered masonry veneers. Trust your installations to a complete productivity-boosting system designed to deliver superior, long-term performance on masonry projects of all types including residential, commercial, and industrial applications.

Unlike traditional methods and materials, our Masonry Veneer Installation System (MVIS™) is engineered to create permanent, high-strength installations that use a revolutionary waterproofing technology to protect against weather and water intrusion, as well as provide freeze/thaw stability. MVIS is designed for thin-brick, manufactured stone and natural stone veneers for interior and exterior applications.



CSI Division 3 & 9

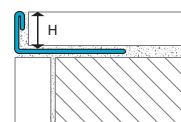
Offer unparalleled integral colors, textures, and finishes with high-performance coatings, overlayments, and restoration solutions that give owners exceptionally attractive, durable floors. With the SPARTACOTE® system, the decorative finishes allow you to deliver vivid color and gloss with high impact and wear resistance, quick turnaround, and low maintenance.



TILE PROFILES

PAGE 14 - 51

Tile profiles are designed to protect and visually enhance any finished tiled floor, wall or countertop. Ranging from multiple decorative shaped edges to coves, borders, transitions and more, LATICRETE® tile profiles come in many different materials, finishes and colors that can create a unique, sharp look to any room. The design possibilities are endless.



L-SHAPE EDGE PROFILES MADE OF STAINLESS STEEL 304

Height (in)	Height (mm)	Item Number	MSRP
Length: 8' 2-1/2" (2.5 m)			
1/8	3.0	LS5-E030GLO-01	\$23.54
3/16	4.5	LS5-E045GLO-01	\$27.83
1/4	6.0	LS5-E060GLO-01	\$28.37
5/16	8.0	LS5-E080GLO-01	\$28.57
11/32	9.0	LS5-E090GLO-01	\$30.38
3/8	10.0	LS5-E100GLO-01	\$30.14
7/16	11.0	LS5-E110GLO-01	\$30.60
1/2	12.5	LS5-E125GLO-01	\$31.16
9/16	15.0	LS5-E150GLO-01	\$37.46
43/64	17.0	LS5-E175GLO-01	\$38.54
3/4	20.0	LS5-E200GLO-01	\$40.13
55/64	22.0	LS5-E225GLO-01	\$41.76
1	25.0	LS5-E250GLO-01	\$43.35
1-3/16	30.0	LS5-E300GLO-01	\$46.57

GLOSS



Height (in)	Height (mm)	Item Number	MSRP
Length: 8' 2-1/2" (2.5 m)			
3/16	4.5	LS5-E045BRU-01	\$33.39
1/4	6.0	LS5-E060BRU-01	\$34.04
5/16	8.0	LS5-E080BRU-01	\$35.33
3/8	10.0	LS5-E100BRU-01	\$37.24
7/16	11.0	LS5-E110BRU-01	\$38.50
1/2	12.5	LS5-E125BRU-01	\$38.53
9/16	15.0	LS5-E150BRU-01	\$46.32
3/4	20.0	LS5-E200BRU-01	\$49.63
1	25.0	LS5-E250BRU-01	\$53.59
1-3/16	30.0	LS5-E300BRU-01	\$57.58

BRUSHED



Height (in)	Height (mm)	Item Number	MSRP
Length: 8' 2-1/2" (2.5 m)			
5/16	8.0	LS6-E080CRP-01	\$40.63
3/8	10.0	LS6-E100CRP-01	\$42.83
1/2	12.5	LS6-E125CRP-01	\$44.31

CHROME PLATED



Height (in)	Height (mm)	Item Number	MSRP
Length: 8' 2-1/2" (2.5 m)			
5/16	8.0	LS6-E080GLG-01	\$40.63
3/8	10.0	LS6-E100GLG-01	\$42.83
1/2	12.5	LS6-E125GLG-01	\$44.31

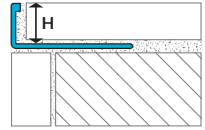
GOLD GLOSS



Height (in)	Height (mm)	Item Number	MSRP
Length: 8' 2-1/2" (2.5 m)			
5/16	8.0	LS6-E080BLG-01	\$40.63
3/8	10.0	LS6-E100BLG-01	\$42.83
1/2	12.5	LS6-E125BLG-01	\$44.31

BLACK GLOSS

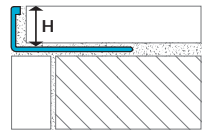




L-SHAPE EDGE PROFILES MADE OF ALUMINUM

Height (in)	Height (mm)	Item Number	MSRP
Length: 8' 2-1/2" (2.5 m)			
3/32	2.0	LS1-A020NAT-01	\$8.51
1/8	3.0	LS1-A030NAT-01	\$8.92
3/16	4.5	LS1-A045NAT-01	\$9.13
1/4	6.0	LS1-A060NAT-01	\$9.76
5/16	8.0	LS1-A080NAT-01	\$9.80
11/32	9.0	LS1-A090NAT-01	\$10.43
3/8	10.0	LS1-A100NAT-01	\$10.31
7/16	11.0	LS1-A110NAT-01	\$10.65
1/2	12.5	LS1-A125NAT-01	\$10.84
9/16	15.0	LS1-A150NAT-01	\$13.41
5/8	16.0	LS1-A160NAT-01	\$13.79
11/16	17.5	LS1-A175NAT-01	\$14.64
3/4	20.0	LS1-A200NAT-01	\$15.25
7/8	22.5	LS1-A225NAT-01	\$16.23
1	25.0	LS1-A250NAT-01	\$17.05
1-3/16	30.0	LS1-A300NAT-01	\$18.90

NATURAL

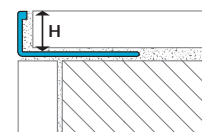


L-SHAPE EDGE PROFILES MADE OF ANODIZED ALUMINUM

Height (in)	Height (mm)	Item Number	MSRP
Length: 8' 2-1/2" (2.5 m)			
3/32	2.0	LS2-A020SAT-01	\$13.01
1/8	3.0	LS2-A030SAT-01	\$13.62
3/16	4.5	LS2-A045SAT-01	\$13.96
1/4	6.0	LS2-A060SAT-01	\$14.56
5/16	8.0	LS2-A080SAT-01	\$14.47
11/32	9.0	LS2-A090SAT-01	\$15.68
3/8	10.0	LS2-A100SAT-01	\$15.34
7/16	11.0	LS2-A110SAT-01	\$16.34
1/2	12.5	LS2-A125SAT-01	\$16.44
9/16	15.0	LS2-A150SAT-01	\$18.54
5/8	16.0	LS2-A160SAT-01	\$20.10
11/16	17.5	LS2-A175SAT-01	\$21.28
3/4	20.0	LS2-A200SAT-01	\$23.07
7/8	22.5	LS2-A225SAT-01	\$24.26
1	25.0	LS2-A250SAT-01	\$25.43
1-3/16	30.0	LS2-A300SAT-01	\$28.37
Length: 10' (3.0 m)			
3/8	10.0	LS2-A100SAT-02	\$19.18
1/2	12.5	LS2-A125SAT-02	\$20.56

SATIN





L-SHAPE EDGE PROFILES MADE OF ANODIZED ALUMINUM


Height (in)	Height (mm)	Item Number	MSRP
Length: 8' 2-1/2" (2.5 m)			
1/4	6.0	LS2-A060PCR-01	\$17.01
5/16	8.0	LS2-A080PCR-01	\$18.19
3/8	10.0	LS2-A100PCR-01	\$20.12
1/2	12.5	LS2-A125PCR-01	\$21.29
Length: 10' (3.0 m)			
5/16	8.0	LS2-A080PCR-02	\$22.73
3/8	10.0	LS2-A100PCR-02	\$25.14
1/2	12.5	LS2-A125PCR-02	\$26.59



Height (in)	Height (mm)	Item Number	MSRP
Length: 8' 2-1/2" (2.5 m)			
5/16	8.0	LS2-A080BCR-01	\$18.68
3/8	10.0	LS2-A100BCR-01	\$20.66
1/2	12.5	LS2-A125BCR-01	\$21.82



Height (in)	Height (mm)	Item Number	MSRP
Length: 8' 2-1/2" (2.5 m)			
1/4	6.0	LS2-A060SNI-01	\$17.31
5/16	8.0	LS2-A080SNI-01	\$17.67
3/8	10.0	LS2-A100SNI-01	\$18.01
1/2	12.5	LS2-A125SNI-01	\$18.61
Length: 10' (3.0 m)			
5/16	8.0	LS2-A080SNI-02	\$22.10
3/8	10.0	LS2-A100SNI-02	\$22.52
1/2	12.5	LS2-A125SNI-02	\$23.26



Height (in)	Height (mm)	Item Number	MSRP
Length: 8' 2-1/2" (2.5 m)			
1/4	6.0	LS2-A060BNI-01	\$20.10
5/16	8.0	LS2-A080BNI-01	\$20.34
3/8	10.0	LS2-A100BNI-01	\$20.77
1/2	12.5	LS2-A125BNI-01	\$21.67



Height (in)	Height (mm)	Item Number	MSRP
Length: 8' 2-1/2" (2.5 m)			
5/16	8.0	LS2-A080PNI-01	\$22.74
3/8	10.0	LS2-A100PNI-01	\$23.36
1/2	12.5	LS2-A125PNI-01	\$23.55



Height (in)	Height (mm)	Item Number	MSRP
Length: 8' 2-1/2" (2.5 m)			
5/16	8.0	LS2-A080SBR-01	\$15.09
3/8	10.0	LS2-A100SBR-01	\$16.83
1/2	12.5	LS2-A125SBR-01	\$17.98



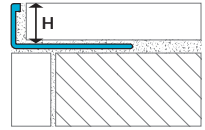
Height (in)	Height (mm)	Item Number	MSRP
Length: 8' 2-1/2" (2.5 m)			
5/16	8.0	LS2-A080BBR-01	\$20.01
3/8	10.0	LS2-A100BBR-01	\$21.48
1/2	12.5	LS2-A125BBR-01	\$22.61




Height (in)	Height (mm)	Item Number	MSRP
Length: 8' 2-1/2" (2.5 m)			
5/16	8.0	LS2-A080ABB-01	\$22.60
3/8	10.0	LS2-A100ABB-01	\$23.28
1/2	12.5	LS2-A125ABB-01	\$25.22
Length: 10' (3.0 m)			
5/16	8.0	LS2-A080ABB-02	\$28.25
3/8	10.0	LS2-A100ABB-02	\$29.11
1/2	12.5	LS2-A125ABB-02	\$31.51



L-SHAPE EDGE PROFILES MADE OF ANODIZED ALUMINUM



Height (in)	Height (mm)	Item Number	MSRP
Length: 8' 2-1/2" (2.5 m)			
5/16	8.0	LS2-A080BGR-01	\$22.60
3/8	10.0	LS2-A100BGR-01	\$23.73
1/2	12.5	LS2-A125BGR-01	\$25.22



Height (in)	Height (mm)	Item Number	MSRP
Length: 8' 2-1/2" (2.5 m)			
5/16	8.0	LS2-A080BCU-01	\$20.74
3/8	10.0	LS2-A100BCU-01	\$21.17
1/2	12.5	LS2-A125BCU-01	\$21.67

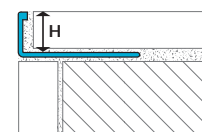


Height (in)	Height (mm)	Item Number	MSRP
Length: 8' 2-1/2" (2.5 m)			
3/16	4.5	LS2-A045HGB-01	\$16.40
1/4	6.0	LS2-A060HGB-01	\$17.33
5/16	8.0	LS2-A080HGB-01	\$17.68
3/8	10.0	LS2-A100HGB-01	\$18.97
1/2	12.5	LS2-A125HGB-01	\$19.57



Height (in)	Height (mm)	Item Number	MSRP
Length: 8' 2-1/2" (2.5 m)			
5/16	8.0	LS2-A080BBL-01	\$19.43
3/8	10.0	LS2-A100BBL-01	\$20.39
1/2	12.5	LS2-A125BBL-01	\$21.04





L-SHAPE EDGE PROFILES MADE OF COLOR COATED ALUMINUM

Height (in)	Height (mm)	Item Number	MSRP
Length: 8' 2-1/2" (2.5 m)			
1/4	6.0	LS3-A060BWH-01	\$17.33
5/16	8.0	LS3-A080BWH-01	\$17.68
3/8	10.0	LS3-A100BWH-01	\$18.97
1/2	12.5	LS3-A125BWH-01	\$19.57



Height (in)	Height (mm)	Item Number	MSRP
Length: 8' 2-1/2" (2.5 m)			
3/8	10.0	LS3-A100SPE-01	\$18.97
1/2	12.5	LS3-A125SPE-01	\$19.57



Height (in)	Height (mm)	Item Number	MSRP
Length: 8' 2-1/2" (2.5 m)			
1/4	6.0	LS3-A060MUS-01	\$17.33
5/16	8.0	LS3-A080MUS-01	\$17.68
3/8	10.0	LS3-A100MUS-01	\$18.97
1/2	12.5	LS3-A125MUS-01	\$19.57



Height (in)	Height (mm)	Item Number	MSRP
Length: 8' 2-1/2" (2.5 m)			
3/8	10.0	LS3-A100LBE-01	\$18.97
1/2	12.5	LS3-A125LBE-01	\$19.57




Height (in)	Height (mm)	Item Number	MSRP
Length: 8' 2-1/2" (2.5 m)			
1/4	6.0	LS3-A060FRO-01	\$17.33
5/16	8.0	LS3-A080FRO-01	\$17.68
3/8	10.0	LS3-A100FRO-01	\$18.97
1/2	12.5	LS3-A125FRO-01	\$19.57



Height (in)	Height (mm)	Item Number	MSRP
Length: 8' 2-1/2" (2.5 m)			
3/8	10.0	LS3-A100MHG-01	\$18.97
1/2	12.5	LS3-A125MHG-01	\$19.57



Height (in)	Height (mm)	Item Number	MSRP
Length: 8' 2-1/2" (2.5 m)			
3/8	10.0	LS3-A100GRE-01	\$18.97
1/2	12.5	LS3-A125GRE-01	\$19.57



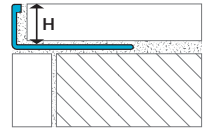
Height (in)	Height (mm)	Item Number	MSRP
Length: 8' 2-1/2" (2.5 m)			
3/8	10.0	LS3-A100BLB-01	\$18.97
1/2	12.5	LS3-A125BLB-01	\$19.57



Height (in)	Height (mm)	Item Number	MSRP
Length: 8' 2-1/2" (2.5 m)			
1/4	6.0	LS3-A060MBL-01	\$17.33
5/16	8.0	LS3-A080MBL-01	\$17.68
3/8	10.0	LS3-A100MBL-01	\$18.97
1/2	12.5	LS3-A125MBL-01	\$19.57



L-SHAPE EDGE PROFILES MADE OF TEXTURE COATED ALUMINUM




Height (in)	Height (mm)	Item Number	MSRP
Length: 8' 2-1/2" (2.5 m)			
5/16	8.0	LS4-A080MBW-01	\$25.04
3/8	10.0	LS4-A100MBW-01	\$25.52
1/2	12.5	LS4-A125MBW-01	\$26.31

MATTE
BRILLANT
WHITE




Height (in)	Height (mm)	Item Number	MSRP
Length: 8' 2-1/2" (2.5 m)			
5/16	8.0	LS4-A080BRW-01	\$31.31
3/8	10.0	LS4-A100BRW-01	\$31.92
1/2	12.5	LS4-A125BRW-01	\$32.88

BRIGHT
WHITE



Height (in)	Height (mm)	Item Number	MSRP
Length: 8' 2-1/2" (2.5 m)			
5/16	8.0	LS4-A080SAU-01	\$31.31
3/8	10.0	LS4-A100SAU-01	\$31.92
1/2	12.5	LS4-A125SAU-01	\$32.88

SAUTERNE



Height (in)	Height (mm)	Item Number	MSRP
Length: 8' 2-1/2" (2.5 m)			
3/8	10.0	LS4-A100ALM-01	\$31.92
1/2	12.5	LS4-A125ALM-01	\$32.88

ALMOND




Height (in)	Height (mm)	Item Number	MSRP
Length: 8' 2-1/2" (2.5 m)			
5/16	8.0	LS4-A080IVO-01	\$31.31
3/8	10.0	LS4-A100IVO-01	\$31.92
1/2	12.5	LS4-A125IVO-01	\$32.88

IVORY



Height (in)	Height (mm)	Item Number	MSRP
Length: 8' 2-1/2" (2.5 m)			
5/16	8.0	LS4-A080MBE-01	\$31.31
3/8	10.0	LS4-A100MBE-01	\$31.92
1/2	12.5	LS4-A125MBE-01	\$32.88

MARBLE
BEIGE



Height (in)	Height (mm)	Item Number	MSRP
Length: 8' 2-1/2" (2.5 m)			
3/8	10.0	LS4-A100FOS-01	\$31.92
1/2	12.5	LS4-A125FOS-01	\$32.88

FOSSIL




Height (in)	Height (mm)	Item Number	MSRP
Length: 8' 2-1/2" (2.5 m)			
5/16	8.0	LS4-A080STS-01	\$31.31
3/8	10.0	LS4-A100STS-01	\$31.92
1/2	12.5	LS4-A125STS-01	\$32.88

STERLING
SILVER




Height (in)	Height (mm)	Item Number	MSRP
Length: 8' 2-1/2" (2.5 m)			
3/8	10.0	LS4-A100HOC-01	\$31.92
1/2	12.5	LS4-A125HOC-01	\$32.88

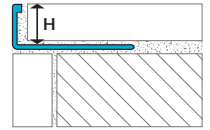
HOT
COCOA



Height (in)	Height (mm)	Item Number	MSRP
Length: 8' 2-1/2" (2.5 m)			
3/8	10.0	LS4-A100MUS-01	\$31.92
1/2	12.5	LS4-A125MUS-01	\$32.88

MUSHROOM





L-SHAPE EDGE PROFILES MADE OF TEXTURE COATED ALUMINUM

Height (in)	Height (mm)	Item Number	MSRP
Length: 8' 2-1/2" (2.5 m)			
3/8	10.0	LS4-A100SIL-01	\$31.92
1/2	12.5	LS4-A125SIL-01	\$32.88

SILK



Height (in)	Height (mm)	Item Number	MSRP
Length: 8' 2-1/2" (2.5 m)			
3/8	10.0	LS4-A100BUC-01	\$31.92
1/2	12.5	LS4-A125BUC-01	\$32.88

BUTTER CREAM




Height (in)	Height (mm)	Item Number	MSRP
Length: 8' 2-1/2" (2.5 m)			
3/8	10.0	LS4-A100TAL-01	\$31.92
1/2	12.5	LS4-A125TAL-01	\$32.88

TOASTED ALMOND




Height (in)	Height (mm)	Item Number	MSRP
Length: 8' 2-1/2" (2.5 m)			
3/8	10.0	LS4-A100PAR-01	\$31.92
1/2	12.5	LS4-A125PAR-01	\$32.88

PARCHMENT




Height (in)	Height (mm)	Item Number	MSRP
Length: 8' 2-1/2" (2.5 m)			
3/8	10.0	LS4-A100SAB-01	\$31.92
1/2	12.5	LS4-A125SAB-01	\$32.88

SAND BEIGE




Height (in)	Height (mm)	Item Number	MSRP
Length: 8' 2-1/2" (2.5 m)			
1/4	6.0	LS4-A060ANW-01	\$30.63
5/16	8.0	LS4-A080ANW-01	\$31.31
3/8	10.0	LS4-A100ANW-01	\$31.92
1/2	12.5	LS4-A125ANW-01	\$32.88

ANTIQUE WHITE



Height (in)	Height (mm)	Item Number	MSRP
Length: 8' 2-1/2" (2.5 m)			
5/16	8.0	LS4-A080LIP-01	\$31.31
3/8	10.0	LS4-A100LIP-01	\$31.92
1/2	12.5	LS4-A125LIP-01	\$32.88

LIGHT PEWTER




Height (in)	Height (mm)	Item Number	MSRP
Length: 8' 2-1/2" (2.5 m)			
5/16	8.0	LS4-A080NAG-01	\$31.31
3/8	10.0	LS4-A100NAG-01	\$31.92
1/2	12.5	LS4-A125NAG-01	\$32.88

NATURAL GREY



Height (in)	Height (mm)	Item Number	Price Each
Length: 8' 2-1/2" (2.5 m)			
3/8	10.0	LS4-A100LAT-01	\$31.92
1/2	12.5	LS4-A125LAT-01	\$32.88

LATTE

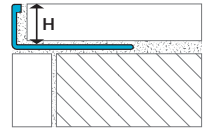


Height (in)	Height (mm)	Item Number	Price Each
Length: 8' 2-1/2" (2.5 m)			
5/16	8.0	LS4-A080DKH-01	\$31.31
3/8	10.0	LS4-A100DKH-01	\$31.92
1/2	12.5	LS4-A125DKH-01	\$32.88

DESERT KHAKI



L-SHAPE EDGE PROFILES MADE OF TEXTURE COATED ALUMINUM



Height (in)	Height (mm)	Item Number	MSRP
Length: 8' 2-1/2" (2.5 m)			
5/16	8.0	LS4-A080WAL-01	\$31.31
3/8	10.0	LS4-A100WAL-01	\$31.92
1/2	12.5	LS4-A125WAL-01	\$32.88

WALNUT



Height (in)	Height (mm)	Item Number	MSRP
Length: 8' 2-1/2" (2.5 m)			
5/16	8.0	LS4-A080SMG-01	\$31.31
3/8	10.0	LS4-A100SMG-01	\$31.92
1/2	12.5	LS4-A125SMG-01	\$32.88

SMOKE GREY



Height (in)	Height (mm)	Item Number	MSRP
Length: 8' 2-1/2" (2.5 m)			
5/16	8.0	LS4-A080GRG-01	\$31.31
3/8	10.0	LS4-A100GRG-01	\$31.92
1/2	12.5	LS4-A125GRG-01	\$32.88

GREIGE




Height (in)	Height (mm)	Item Number	MSRP
Length: 8' 2-1/2" (2.5 m)			
5/16	8.0	LS4-A080SIS-01	\$31.31
3/8	10.0	LS4-A100SIS-01	\$31.92
1/2	12.5	LS4-A125SIS-01	\$32.88

SILVER SHADOW



Height (in)	Height (mm)	Item Number	MSRP
Length: 8' 2-1/2" (2.5 m)			
5/16	8.0	LS4-A080FRO-01	\$31.31
3/8	10.0	LS4-A100FRO-01	\$31.92
1/2	12.5	LS4-A125FRO-01	\$32.88

FROSTY




Height (in)	Height (mm)	Item Number	MSRP
Length: 8' 2-1/2" (2.5 m)			
3/8	10.0	LS4-A100STE-01	\$31.92
1/2	12.5	LS4-A125STE-01	\$32.88

STEAMSHIP



Height (in)	Height (mm)	Item Number	MSRP
Length: 8' 2-1/2" (2.5 m)			
3/8	10.0	LS4-A100IRO-01	\$31.92
1/2	12.5	LS4-A125IRO-01	\$32.88

IRON



Height (in)	Height (mm)	Item Number	MSRP
Length: 8' 2-1/2" (2.5 m)			
5/16	8.0	LS4-A080MIN-01	\$31.31
3/8	10.0	LS4-A100MIN-01	\$31.92
1/2	12.5	LS4-A125MIN-01	\$32.88

MINK




Height (in)	Height (mm)	Item Number	MSRP
Length: 8' 2-1/2" (2.5 m)			
3/8	10.0	LS4-A100TEC-01	\$31.92
1/2	12.5	LS4-A125TEC-01	\$32.88

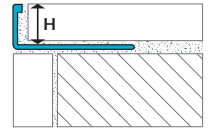
TERRA COTTA



Height (in)	Height (mm)	Item Number	MSRP
Length: 8' 2-1/2" (2.5 m)			
3/8	10.0	LS4-A100QUR-01	\$31.92
1/2	12.5	LS4-A125QUR-01	\$32.88

QUARRY RED





L-SHAPE EDGE PROFILES MADE OF TEXTURE COATED ALUMINUM

Height (in)	Height (mm)	Item Number	MSRP
Length: 8' 2-1/2" (2.5 m)			
3/8	10.0	LS4-A100ESP-01	\$31.92
1/2	12.5	LS4-A125ESP-01	\$32.88

ESPRESSO



GROUT
COLOR

Height (in)	Height (mm)	Item Number	MSRP
Length: 8' 2-1/2" (2.5 m)			
3/8	10.0	LS4-A100SAS-01	\$31.92
1/2	12.5	LS4-A125SAS-01	\$32.88

SANDSTONE



GROUT
COLOR

Height (in)	Height (mm)	Item Number	MSRP
Length: 8' 2-1/2" (2.5 m)			
3/8	10.0	LS4-A100HEM-01	\$31.92
1/2	12.5	LS4-A125HEM-01	\$32.88

HEMP



GROUT
COLOR

Height (in)	Height (mm)	Item Number	MSRP
Length: 8' 2-1/2" (2.5 m)			
3/8	10.0	LS4-A100STG-01	\$31.92
1/2	12.5	LS4-A125STG-01	\$32.88

STONE GREY



Height (in)	Height (mm)	Item Number	MSRP
Length: 8' 2-1/2" (2.5 m)			
5/16	8.0	LS4-A080MOC-01	\$31.31
3/8	10.0	LS4-A100MOC-01	\$31.92
1/2	12.5	LS4-A125MOC-01	\$32.88

MOCHA



GROUT
COLOR

Height (in)	Height (mm)	Item Number	MSRP
Length: 8' 2-1/2" (2.5 m)			
5/16	8.0	LS4-A080CBR-01	\$31.31
3/8	10.0	LS4-A100CBR-01	\$31.92
1/2	12.5	LS4-A125CBR-01	\$32.88

CHESTNUT BROWN



GROUT
COLOR

Height (in)	Height (mm)	Item Number	MSRP
Length: 8' 2-1/2" (2.5 m)			
3/8	10.0	LS4-A100AUG-01	\$31.92
1/2	12.5	LS4-A125AUG-01	\$32.88

AUTUMN GREEN



GROUT
COLOR

Height (in)	Height (mm)	Item Number	MSRP
Length: 8' 2-1/2" (2.5 m)			
5/16	8.0	LS4-A080SGR-01	\$31.31
3/8	10.0	LS4-A100SGR-01	\$31.92
1/2	12.5	LS4-A125SGR-01	\$32.88


STORMY GREY



GROUT
COLOR

Height (in)	Height (mm)	Item Number	MSRP
Length: 8' 2-1/2" (2.5 m)			
5/16	8.0	LS4-A080DUG-01	\$31.31
3/8	10.0	LS4-A100DUG-01	\$31.92
1/2	12.5	LS4-A125DUG-01	\$32.88

DUSTY GREY



GROUT
COLOR

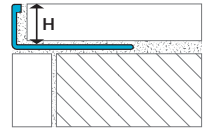
Height (in)	Height (mm)	Item Number	MSRP
Length: 8' 2-1/2" (2.5 m)			
3/8	10.0	LS4-A100TWB-01	\$31.92
1/2	12.5	LS4-A125TWB-01	\$32.88

TWILIGHT BLUE




GROUT
COLOR

L-SHAPE EDGE PROFILES MADE OF TEXTURE COATED ALUMINUM




Height (in)	Height (mm)	Item Number	MSRP
Length: 8' 2-1/2" (2.5 m)			
5/16	8.0	LS4-A080PLA-01	\$31.31
3/8	10.0	LS4-A100PLA-01	\$31.92
1/2	12.5	LS4-A125PLA-01	\$32.88

PLATINUM



Height (in)	Height (mm)	Item Number	MSRP
Length: 8' 2-1/2" (2.5 m)			
3/8	10.0	LS4-A100SLG-01	\$31.92
1/2	12.5	LS4-A125SLG-01	\$32.88

SLATE GREY



Height (in)	Height (mm)	Item Number	MSRP
Length: 8' 2-1/2" (2.5 m)			
5/16	8.0	LS4-A080RAV-01	\$31.31
3/8	10.0	LS4-A100RAV-01	\$31.92
1/2	12.5	LS4-A120RAV-01	\$32.88

RAVEN



Height (in)	Height (mm)	Item Number	MSRP
Length: 8' 2-1/2" (2.5 m)			
5/16	8.0	LS4-A080MIB-01	\$31.31
3/8	10.0	LS4-A100MIB-01	\$31.92
1/2	12.5	LS4-A125MIB-01	\$32.88

MIDNIGHT BLACK

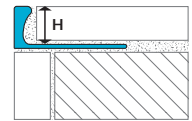


Height (in)	Height (mm)	Item Number	MSRP
Length: 8' 2-1/2" (2.5 m)			
1/4	6.0	LS4-A060MBL-01	\$24.50
5/16	8.0	LS4-A080MBL-01	\$25.04
3/8	10.0	LS4-A100MBL-01	\$25.52
1/2	12.5	LS4-A125MBL-01	\$26.31

MATTE BLACK



L-SHAPE EDGE PROFILES MADE OF PVC



Height (in)	Height (mm)	Item Number	MSRP
Length: 8' 2-1/2" (2.5 m)			
5/16	8.0	LS8-P080BWH-01	\$5.98
3/8	10.0	LS8-P100BWH-01	\$6.12
1/2	12.5	LS8-P125BWH-01	\$6.45
Length: 10' (3.0 m)			
5/16	8.0	LS8-P080BWH-02	\$7.46
3/8	10.0	LS8-P100BWH-02	\$7.64
1/2	12.5	LS8-P125BWH-02	\$8.06

BRILLIANT WHITE




Height (in)	Height (mm)	Item Number	MSRP
Length: 8' 2-1/2" (2.5 m)			
5/16	8.0	LS8-P080ALM-01	\$5.98
3/8	10.0	LS8-P100ALM-01	\$6.12
1/2	12.5	LS8-P125ALM-01	\$6.45

ALMOND



Height (in)	Height (mm)	Item Number	MSRP
Length: 8' 2-1/2" (2.5 m)			
5/16	8.0	LS8-P080FRO-01	\$5.98
3/8	10.0	LS8-P100FRO-01	\$6.12
1/2	12.5	LS8-P125FRO-01	\$6.45

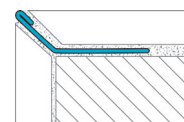
FROSTY



Height (in)	Height (mm)	Item Number	MSRP
Length: 8' 2-1/2" (2.5 m)			
5/16	8.0	LS8-P080BLK-01	\$5.98
3/8	10.0	LS8-P100BLK-01	\$6.12
1/2	12.5	LS8-P125BLK-01	\$6.45

BLACK



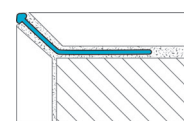


FINISHING PROFILES MADE OF STAINLESS STEEL 304

inclined version 135°

Height (in)	Height (mm)	Item Number	MSRP
Length: 8' 2-1/2" (2.5 m)			
5/16	8.0	FP1-E090GLO-01	\$28.54
3/8	10.0	FP1-E110GLO-01	\$29.47
1/2	12.5	FP1-E125GLO-01	\$30.02

GLOSS

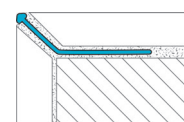


FINISHING PROFILES MADE OF ANODIZED ALUMINUM

inclined version 135°

Height (in)	Height (mm)	Item Number	MSRP
Length: 8' 2-1/2" (2.5 m)			
1/2	12.5	FP1-A125SAT-01	\$18.53

SATIN



FINISHING PROFILES MADE OF TEXTURE COATED ALUMINUM

inclined version 135°

Height (in)	Height (mm)	Item Number	MSRP
Length: 8' 2-1/2" (2.5 m)			
1/2	12.5	FP1-A125ANW-01	\$24.36

ANTIQUE
WHITE



Height (in)	Height (mm)	Item Number	MSRP
Length: 8' 2-1/2" (2.5 m)			
1/2	12.5	FP1-A125DKH-01	\$24.36

DESERT
KHAKI



Height (in)	Height (mm)	Item Number	MSRP
Length: 8' 2-1/2" (2.5 m)			
1/2	12.5	FP1-A125CBR-01	\$24.36

CHESTNUT
BROWN



Height (in)	Height (mm)	Item Number	MSRP
Length: 8' 2-1/2" (2.5 m)			
1/2	12.5	FP1-A125MOC-01	\$24.36

MOCHA




Height (in)	Height (mm)	Item Number	MSRP
Length: 8' 2-1/2" (2.5 m)			
1/2	12.5	FP1-A125RAV-01	\$24.36

RAVEN



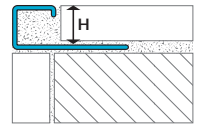
Height (in)	Height (mm)	Item Number	MSRP
Length: 8' 2-1/2" (2.5 m)			
1/2	12.5	FP1-A125DUG-01	\$24.36

DUSTY
GREY



SQUARE EDGE PROFILES MADE OF STAINLESS STEEL 304

with corner pieces



Height (in)	Height (mm)	Item Number	MSRP
Length: 8' 2-1/2" (2.5 m)			
9/32	7.0	SQ5-E070GLO-01	\$40.32
5/16	8.0	SQ5-E080GLO-01	\$40.57
11/32	9.0	SQ5-E090GLO-01	\$43.25
3/8	10.0	SQ5-E100GLO-01	\$43.58
7/16	11.0	SQ5-E110GLO-01	\$45.09
1/2	12.5	SQ5-E125GLO-01	\$46.42

Height (in)	Height (mm)	Item Number	MSRP
Square Edge Corner Pieces*			
9/32	7.0	SQ5-E070GLO-11	\$30.28
5/16	8.0	SQ5-E080GLO-11	\$30.69
11/32	9.0	SQ5-E090GLO-11	\$31.78
3/8	10.0	SQ5-E100GLO-11	\$33.16
7/16	11.0	SQ5-E110GLO-11	\$33.65
1/2	12.5	SQ5-E125GLO-11	\$34.03

GLOSS



Height (in)	Height (mm)	Item Number	MSRP
Length: 8' 2-1/2" (2.5 m)			
9/32	7.0	SQ5-E070BRU-01	\$59.33
5/16	8.0	SQ5-E080BRU-01	\$61.47
11/32	9.0	SQ5-E090BRU-01	\$63.65
3/8	10.0	SQ5-E100BRU-01	\$66.02
7/16	11.0	SQ5-E110BRU-01	\$68.33
1/2	12.5	SQ5-E125BRU-01	\$70.35

Height (in)	Height (mm)	Item Number	MSRP
Square Edge Corner Pieces*			
9/32	7.0	SQ5-E070BRU-11	\$36.43
5/16	8.0	SQ5-E080BRU-11	\$36.81
11/32	9.0	SQ5-E090BRU-11	\$38.10
3/8	10.0	SQ5-E100BRU-11	\$39.75
7/16	11.0	SQ5-E110BRU-11	\$40.34
1/2	12.5	SQ5-E125BRU-11	\$40.73

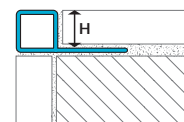
BRUSHED



* All corner pieces can be used both as internal and external corners.

SQUARE EDGE PROFILES MADE OF ANODIZED ALUMINUM

with corner pieces



Height (in)	Height (mm)	Item Number	MSRP
Length: 8' 2-1/2" (2.5 m)			
9/32	7.0	SQ2-A070SAT-01	\$17.94
5/16	8.0	SQ2-A080SAT-01	\$18.31
11/32	9.0	SQ2-A090SAT-01	\$19.06
3/8	10.0	SQ2-A100SAT-01	\$19.80
7/16	11.0	SQ2-A110SAT-01	\$20.85
1/2	12.5	SQ2-A125SAT-01	\$22.11

Height (in)	Height (mm)	Item Number	MSRP
Length: 8' 2-1/2" (2.5 m)			
9/32	7.0	SQ2-A070PCR-01	\$23.41
5/16	8.0	SQ2-A080PCR-01	\$24.87
11/32	9.0	SQ2-A090PCR-01	\$26.15
3/8	10.0	SQ2-A100PCR-01	\$27.42
7/16	11.0	SQ2-A110PCR-01	\$29.18
1/2	12.5	SQ2-A125PCR-01	\$32.13
Length: 10' (3.0 m)			
1/2	12.5	SQ2-A125PCR-02	\$40.16

Height (in)	Height (mm)	Item Number	MSRP
Length: 8' 2-1/2" (2.5 m)			
9/32	7.0	SQ2-A070BCR-01	\$32.07
11/32	9.0	SQ2-A090BCR-01	\$35.82
3/8	10.0	SQ2-A100BCR-01	\$37.58
7/16	11.0	SQ2-A110BCR-01	\$39.98
1/2	12.5	SQ2-A125BCR-01	\$44.01

Height (in)	Height (mm)	Item Number	MSRP
Length: 8' 2-1/2" (2.5 m)			
9/32	7.0	SQ2-A070SNI-01	\$19.15
11/32	9.0	SQ2-A090SNI-01	\$22.68
3/8	10.0	SQ2-A100SNI-01	\$21.06
7/16	11.0	SQ2-A110SNI-01	\$21.82
1/2	12.5	SQ2-A125SNI-01	\$23.45

Height (in)	Height (mm)	Item Number	MSRP
Length: 8' 2-1/2" (2.5 m)			
9/32	7.0	SQ2-A070BNI-01	\$23.02
5/16	8.0	SQ2-A080BNI-01	\$24.22
11/32	9.0	SQ2-A090BNI-01	\$25.59
3/8	10.0	SQ2-A100BNI-01	\$26.96
7/16	11.0	SQ2-A110BNI-01	\$27.48
1/2	12.5	SQ2-A125BNI-01	\$29.12

Height (in)	Height (mm)	Item Number	MSRP
Square Edge Corner Pieces*			
9/32	7.0	SQ2-A070SAT-11	\$7.99
5/16	8.0	SQ2-A080SAT-11	\$7.99
11/32	9.0	SQ2-A090SAT-11	\$7.99
3/8	10.0	SQ2-A100SAT-11	\$7.99
7/16	11.0	SQ2-A110SAT-11	\$7.99
1/2	12.5	SQ2-A125SAT-11	\$7.99


Height (in)	Height (mm)	Item Number	MSRP
Square Edge Corner Pieces*			
9/32	7.0	SQ2-A070PCR-11	\$9.47
5/16	8.0	SQ2-A080PCR-11	\$9.47
11/32	9.0	SQ2-A090PCR-11	\$9.47
3/8	10.0	SQ2-A100PCR-11	\$9.47
7/16	11.0	SQ2-A110PCR-11	\$9.47
1/2	12.5	SQ2-A125PCR-11	\$9.47

Height (in)	Height (mm)	Item Number	MSRP
Square Edge Corner Pieces*			
9/32	7.0	SQ2-A070BCR-11	\$13.34
11/32	9.0	SQ2-A090BCR-11	\$13.34
3/8	10.0	SQ2-A100BCR-11	\$13.34
7/16	11.0	SQ2-A110BCR-11	\$13.34
1/2	12.5	SQ2-A125BCR-11	\$13.34

Height (in)	Height (mm)	Item Number	MSRP
Square Edge Corner Pieces*			
9/32	7.0	SQ2-A070SNI-11	\$7.83
11/32	9.0	SQ2-A090SNI-11	\$7.83
3/8	10.0	SQ2-A100SNI-11	\$7.83
7/16	11.0	SQ2-A110SNI-11	\$7.83
1/2	12.5	SQ2-A125SNI-11	\$7.83

Height (in)	Height (mm)	Item Number	MSRP
Square Edge Corner Pieces*			
9/32	7.0	SQ2-A070BNI-11	\$14.49
5/16	8.0	SQ2-A080BNI-11	\$14.49
11/32	9.0	SQ2-A090BNI-11	\$14.49
3/8	10.0	SQ2-A100BNI-11	\$14.49
7/16	11.0	SQ2-A110BNI-11	\$14.49
1/2	12.5	SQ2-A125BNI-11	\$14.49

SATIN




POLISHED CHROME




BRUSHED CHROME



SATIN NICKEL



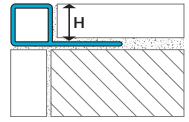
BRUSHED NICKEL



* All corner pieces can be used both as internal and external corners.

SQUARE EDGE PROFILES MADE OF ANODIZED ALUMINUM


with corner pieces



Height (in)	Height (mm)	Item Number	MSRP
Length: 8' 2-1/2" (2.5 m)			
9/32	7.0	SQ2-A070PNI-01	\$20.91
5/16	8.0	SQ2-A080PNI-01	\$22.02
11/32	9.0	SQ2-A090PNI-01	\$23.26
3/8	10.0	SQ2-A100PNI-01	\$24.50
7/16	11.0	SQ2-A110PNI-01	\$24.98
1/2	12.5	SQ2-A125PNI-01	\$26.47

Height (in)	Height (mm)	Item Number	MSRP
Square Edge Corner Pieces*			
9/32	7.0	SQ2-A070PNI-11	\$13.28
5/16	8.0	SQ2-A080PNI-11	\$13.28
11/32	9.0	SQ2-A090PNI-11	\$13.28
3/8	10.0	SQ2-A100PNI-11	\$13.28
7/16	11.0	SQ2-A110PNI-11	\$13.28
1/2	12.5	SQ2-A125PNI-11	\$13.28


POLISHED
NICKEL



Height (in)	Height (mm)	Item Number	MSRP
Length: 8' 2-1/2" (2.5 m)			
3/8	10.0	SQ2-A100ABB-01	\$26.96
1/2	12.5	SQ2-A125ABB-01	\$29.12

Height (in)	Height (mm)	Item Number	MSRP
Square Edge Corner Pieces*			
3/8	10.0	SQ2-A100ABB-11	\$14.49
1/2	12.5	SQ2-A125ABB-11	\$14.49

ANTIQUE
BRUSHED
BRONZE



Height (in)	Height (mm)	Item Number	MSRP
Length: 8' 2-1/2" (2.5 m)			
3/8	10.0	SQ2-A100BCU-01	\$26.96
1/2	12.5	SQ2-A125BCU-01	\$29.12

Height (in)	Height (mm)	Item Number	MSRP
Square Edge Corner Pieces*			
3/8	10.0	SQ2-A100BCU-11	\$14.49
1/2	12.5	SQ2-A125BCU-11	\$14.49

BRUSHED
COPPER



Height (in)	Height (mm)	Item Number	MSRP
Length: 8' 2-1/2" (2.5 m)			
3/8	10.0	SQ2-A100BBL-01	\$27.22

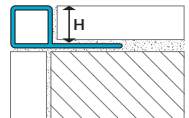
Height (in)	Height (mm)	Item Number	MSRP
Square Edge Corner Pieces*			
3/8	10.0	SQ2-A100BBL-11	\$14.49

BRUSHED
HIGH
GLOSS
BLACK



SQUARE EDGE PROFILES MADE OF COLOR COATED ALUMINUM


with corner pieces



Height (in)	Height (mm)	Item Number	MSRP
Length: 8' 2-1/2" (2.5 m)			
3/8	10.0	SQ3-A100MBL-01	\$21.83
7/16	11.0	SQ3-A110MBL-01	\$22.51
1/2	12.5	SQ3-A125MBL-01	\$23.88

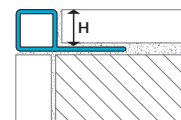
Height (in)	Height (mm)	Item Number	MSRP
Square Edge Corner Pieces*			
3/8	10.0	SQ3-A100MBL-11	\$4.36
7/16	11.0	SQ3-A110MBL-11	\$4.36
1/2	12.5	SQ3-A125MBL-11	\$4.36

MATTE
BLACK



SQUARE EDGE PROFILES MADE OF TEXTURE COATED ALUMINUM

with corner pieces



Height (in)	Height (mm)	Item Number	MSRP
Length: 8' 2-1/2" (2.5 m)			
3/8	10.0	SQ4-A100MBW-01	\$32.08
1/2	12.5	SQ4-A125MBW-01	\$32.77
Length: 10' (3.0 m)			
3/8	10.0	SQ4-A100MBW-02	\$40.11

Height (in)	Height (mm)	Item Number	MSRP
Square Edge Corner Pieces*			
3/8	10.0	SQ4-A100MBW-11	\$15.06
1/2	12.5	SQ4-A125MBW-11	\$15.06



MATTE
BRILLANT
WHITE

Height (in)	Height (mm)	Item Number	MSRP
Length: 8' 2-1/2" (2.5 m)			
5/16	8.0	SQ4-A080BRW-01	\$39.21
3/8	10.0	SQ4-A100BRW-01	\$40.27
7/16	11.0	SQ4-A110BRW-01	\$40.83
1/2	12.5	SQ4-A125BRW-01	\$41.23
Length: 10' (3.0 m)			
3/8	10.0	SQ4-A100BRW-02	\$50.34
7/16	11.0	SQ4-A110BRW-02	\$51.03
1/2	12.5	SQ4-A125BRW-02	\$51.53

Height (in)	Height (mm)	Item Number	MSRP
Square Edge Corner Pieces*			
5/16	8.0	SQ4-A080BRW-11	\$15.06
3/8	10.0	SQ4-A100BRW-11	\$15.06
7/16	11.0	SQ4-A110BRW-11	\$15.06
1/2	12.5	SQ4-A125BRW-11	\$15.06

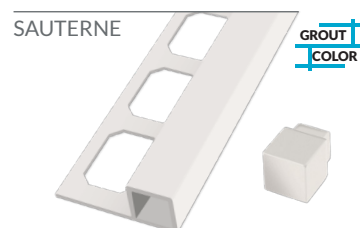


BRIGHT
WHITE

GROUT
COLOR

Height (in)	Height (mm)	Item Number	MSRP
Length: 8' 2-1/2" (2.5 m)			
5/16	8.0	SQ4-A080SAU-01	\$39.21
3/8	10.0	SQ4-A100SAU-01	\$40.27
1/2	12.5	SQ4-A125SAU-01	\$41.23

Height (in)	Height (mm)	Item Number	MSRP
Square Edge Corner Pieces*			
5/16	8.0	SQ4-A080SAU-11	\$15.06
3/8	10.0	SQ4-A100SAU-11	\$15.06
1/2	12.5	SQ4-A125SAU-11	\$15.06

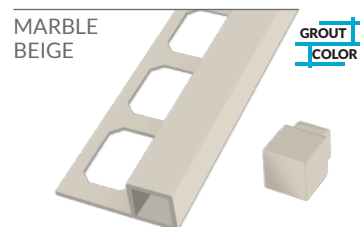


SAUTERNE

GROUT
COLOR

Height (in)	Height (mm)	Item Number	MSRP
Length: 8' 2-1/2" (2.5 m)			
5/16	8.0	SQ4-A080MBE-01	\$39.21
3/8	10.0	SQ4-A100MBE-01	\$40.27
1/2	12.5	SQ4-A125MBE-01	\$41.23

Height (in)	Height (mm)	Item Number	MSRP
Square Edge Corner Pieces*			
5/16	8.0	SQ4-A080MBE-11	\$15.06
3/8	10.0	SQ4-A100MBE-11	\$15.06
1/2	12.5	SQ4-A125MBE-11	\$15.06

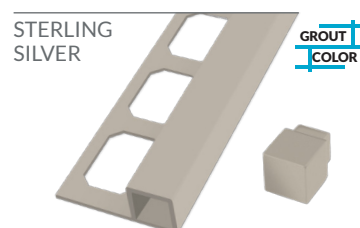


MARBLE
BEIGE

GROUT
COLOR

Height (in)	Height (mm)	Item Number	MSRP
Length: 8' 2-1/2" (2.5 m)			
5/16	8.0	SQ4-A080STS-01	\$39.21
3/8	10.0	SQ4-A100STS-01	\$40.27
1/2	12.5	SQ4-A125STS-01	\$41.23

Height (in)	Height (mm)	Item Number	MSRP
Square Edge Corner Pieces*			
5/16	8.0	SQ4-A080STS-11	\$15.06
3/8	10.0	SQ4-A100STS-11	\$15.06
1/2	12.5	SQ4-A125STS-11	\$15.06



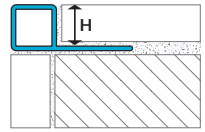
STERLING
SILVER

GROUT
COLOR

* All corner pieces can be used both as internal and external corners.


SQUARE EDGE PROFILES MADE OF TEXTURE COATED ALUMINUM

with corner pieces




Height (in)	Height (mm)	Item Number	MSRP
Length: 8' 2-1/2" (2.5 m)			
5/16	8.0	SQ4-A080ANW-01	\$39.21
3/8	10.0	SQ4-A100ANW-01	\$40.27
7/16	11.0	SQ4-A110ANW-01	\$40.83
1/2	12.5	SQ4-A125ANW-01	\$41.23
Length: 10' (3.0 m)			
3/8	10.0	SQ4-A100ANW-02	\$50.34
7/16	11.0	SQ4-A110ANW-02	\$51.03
1/2	12.5	SQ4-A125ANW-02	\$51.53

Height (in)	Height (mm)	Item Number	MSRP
Square Edge Corner Pieces*			
5/16	8.0	SQ4-A080ANW-11	\$15.06
3/8	10.0	SQ4-A100ANW-11	\$15.06
7/16	11.0	SQ4-A110ANW-11	\$15.06
1/2	12.5	SQ4-A125ANW-11	\$15.06



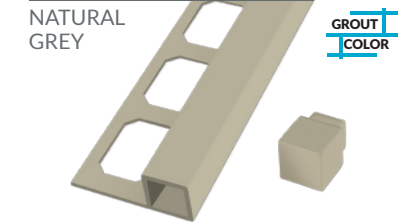
Height (in)	Height (mm)	Item Number	MSRP
Length: 8' 2-1/2" (2.5 m)			
5/16	8.0	SQ4-A080LIP-01	\$39.21
3/8	10.0	SQ4-A100LIP-01	\$40.27
1/2	12.5	SQ4-A125LIP-01	\$41.23

Height (in)	Height (mm)	Item Number	MSRP
Square Edge Corner Pieces*			
5/16	8.0	SQ4-A080LIP-11	\$15.06
3/8	10.0	SQ4-A100LIP-11	\$15.06
1/2	12.5	SQ4-A125LIP-11	\$15.06



Height (in)	Height (mm)	Item Number	MSRP
Length: 8' 2-1/2" (2.5 m)			
5/16	8.0	SQ4-A080NAG-01	\$39.21
3/8	10.0	SQ4-A100NAG-01	\$40.27
1/2	12.5	SQ4-A125NAG-01	\$41.23

Height (in)	Height (mm)	Item Number	MSRP
Square Edge Corner Pieces*			
5/16	8.0	SQ4-A080NAG-11	\$15.06
3/8	10.0	SQ4-A100NAG-11	\$15.06
1/2	12.5	SQ4-A125NAG-11	\$15.06



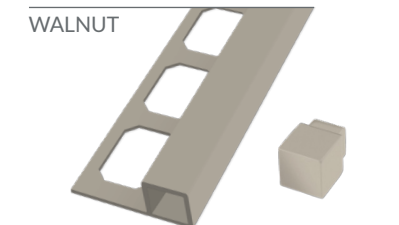
Height (in)	Height (mm)	Item Number	MSRP
Length: 8' 2-1/2" (2.5 m)			
5/16	8.0	SQ4-A080DKH-01	\$39.21
3/8	10.0	SQ4-A100DKH-01	\$40.27
7/16	11.0	SQ4-A110DKH-01	\$40.83
1/2	12.5	SQ4-A125DKH-01	\$41.23
Length: 10' (3.0 m)			
3/8	10.0	SQ4-A100DKH-02	\$50.34
7/16	11.0	SQ4-A110DKH-02	\$51.03
1/2	12.5	SQ4-A125DKH-02	\$51.53

Height (in)	Height (mm)	Item Number	MSRP
Square Edge Corner Pieces*			
5/16	8.0	SQ4-A080DKH-11	\$15.06
3/8	10.0	SQ4-A100DKH-11	\$15.06
7/16	11.0	SQ4-A110DKH-11	\$15.06
1/2	12.5	SQ4-A125DKH-11	\$15.06



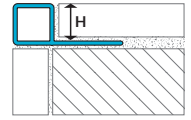
Height (in)	Height (mm)	Item Number	MSRP
Length: 8' 2-1/2" (2.5 m)			
5/16	8.0	SQ4-A080WAL-01	\$39.21
3/8	10.0	SQ4-A100WAL-01	\$40.27
1/2	12.5	SQ4-A125WAL-01	\$41.23

Height (in)	Height (mm)	Item Number	MSRP
Square Edge Corner Pieces*			
5/16	8.0	SQ4-A080WAL-11	\$15.06
3/8	10.0	SQ4-A100WAL-11	\$15.06
1/2	12.5	SQ4-A125WAL-11	\$15.06



SQUARE EDGE PROFILES MADE OF TEXTURE COATED ALUMINUM

with corner pieces



Height (in)	Height (mm)	Item Number	MSRP
Length: 8' 2-1/2" (2.5 m)			
5/16	8.0	SQ4-A080SMG-01	\$39.21
3/8	10.0	SQ4-A100SMG-01	\$40.27
1/2	12.5	SQ4-A125SMG-01	\$41.23

Height (in)	Height (mm)	Item Number	MSRP
Length: 8' 2-1/2" (2.5 m)			
3/8	10.0	SQ4-A100GRG-01	\$40.27
1/2	12.5	SQ4-A125GRG-01	\$41.23
Length: 10' (3.0 m)			
3/8	10.0	SQ4-A100GRG-02	\$50.34
1/2	12.5	SQ4-A125GRG-02	\$51.53

Height (in)	Height (mm)	Item Number	MSRP
Length: 8' 2-1/2" (2.5 m)			
5/16	8.0	SQ4-A080SIS-01	\$39.21
3/8	10.0	SQ4-A100SIS-01	\$40.27
1/2	12.5	SQ4-A125SIS-01	\$41.23

Height (in)	Height (mm)	Item Number	MSRP
Length: 8' 2-1/2" (2.5 m)			
5/16	8.0	SQ4-A080FRO-01	\$39.21
3/8	10.0	SQ4-A100FRO-01	\$40.27
1/2	12.5	SQ4-A125FRO-01	\$41.23

Height (in)	Height (mm)	Item Number	MSRP
Length: 8' 2-1/2" (2.5 m)			
5/16	8.0	SQ4-A080MIN-01	\$39.21
3/8	10.0	SQ4-A100MIN-01	\$40.27
1/2	12.5	SQ4-A125MIN-01	\$41.23

Height (in)	Height (mm)	Item Number	MSRP
Length: 8' 2-1/2" (2.5 m)			
3/8	10.0	SQ4-A100STG-01	\$40.27
1/2	12.5	SQ4-A125STG-01	\$41.23
Length: 10' (3.0 m)			
3/8	10.0	SQ4-A100STG-02	\$50.34
1/2	12.5	SQ4-A125STG-02	\$51.53

Height (in)	Height (mm)	Item Number	MSRP
Square Edge Corner Pieces*			
5/16	8.0	SQ4-A080SMG-11	\$15.06
3/8	10.0	SQ4-A100SMG-11	\$15.06
1/2	12.5	SQ4-A125SMG-11	\$15.06

Height (in)	Height (mm)	Item Number	MSRP
Square Edge Corner Pieces*			
3/8	10.0	SQ4-A100GRG-11	\$15.06
1/2	12.5	SQ4-A125GRG-11	\$15.06


Height (in)	Height (mm)	Item Number	Price Each
Square Edge Corner Pieces*			
5/16	8.0	SQ4-A080SIS-11	\$15.06
3/8	10.0	SQ4-A100SIS-11	\$15.06
1/2	12.5	SQ4-A125SIS-11	\$15.06

Height (in)	Height (mm)	Item Number	MSRP
Square Edge Corner Pieces*			
5/16	8.0	SQ4-A080FRO-11	\$15.06
3/8	10.0	SQ4-A100FRO-11	\$15.06
1/2	12.5	SQ4-A125FRO-11	\$15.06


Height (in)	Height (mm)	Item Number	MSRP
Square Edge Corner Pieces*			
5/16	8.0	SQ4-A080MIN-11	\$15.06
3/8	10.0	SQ4-A100MIN-11	\$15.06
1/2	12.5	SQ4-A125MIN-11	\$15.06

Height (in)	Height (mm)	Item Number	MSRP
Square Edge Corner Pieces*			
3/8	10.0	SQ4-A100STG-11	\$15.06
1/2	12.5	SQ4-A125STG-11	\$15.06


SMOKE GREY




GREIGE




SILVER SHADOW




FROSTY



MINK

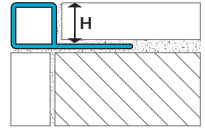


STONE GREY




SQUARE EDGE PROFILES MADE OF TEXTURE COATED ALUMINUM

with corner pieces



Height (in)	Height (mm)	Item Number	MSRP
Length: 8' 2-1/2" (2.5 m)			
5/16	8.0	SQ4-A080MOC-01	\$39.21
3/8	10.0	SQ4-A100MOC-01	\$40.27
7/16	11.0	SQ4-A110MOC-01	\$40.83
1/2	12.5	SQ4-A125MOC-01	\$41.23
Length: 10' (3.0 m)			
3/8	10.0	SQ4-A100MOC-02	\$50.34
7/16	11.0	SQ4-A110MOC-02	\$51.03

Height (in)	Height (mm)	Item Number	MSRP
Square Edge Corner Pieces*			
5/16	8.0	SQ4-A080MOC-11	\$15.06
3/8	10.0	SQ4-A100MOC-11	\$15.06
7/16	11.0	SQ4-A110MOC-11	\$15.06
1/2	12.5	SQ4-A125MOC-11	\$15.06




Height (in)	Height (mm)	Item Number	MSRP
Length: 8' 2-1/2" (2.5 m)			
5/16	8.0	SQ4-A080CBR-01	\$39.21
3/8	10.0	SQ4-A100CBR-01	\$40.27
7/16	11.0	SQ4-A110CBR-01	\$40.83
1/2	12.5	SQ4-A125CBR-01	\$41.23
Length: 10' (3.0 m)			
3/8	10.0	SQ4-A100CBR-02	\$50.34
1/2	12.5	SQ4-A125CBR-02	\$51.53

Height (in)	Height (mm)	Item Number	MSRP
Square Edge Corner Pieces*			
5/16	8.0	SQ4-A080CBR-11	\$15.06
3/8	10.0	SQ4-A100CBR-11	\$15.06
7/16	11.0	SQ4-A110CBR-11	\$15.06
1/2	12.5	SQ4-A125CBR-11	\$15.06




Height (in)	Height (mm)	Item Number	MSRP
Length: 8' 2-1/2" (2.5 m)			
5/16	8.0	SQ4-A080SGR-01	\$39.21
3/8	10.0	SQ4-A100SGR-01	\$40.27
1/2	12.5	SQ4-A125SGR-01	\$41.23

Height (in)	Height (mm)	Item Number	MSRP
Square Edge Corner Pieces*			
5/16	8.0	SQ4-A080SGR-11	\$15.06
3/8	10.0	SQ4-A100SGR-11	\$15.06
1/2	12.5	SQ4-A125SGR-11	\$15.06

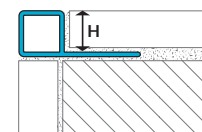


Height (in)	Height (mm)	Item Number	MSRP
Length: 8' 2-1/2" (2.5 m)			
5/16	8.0	SQ4-A080DUG-01	\$39.21
3/8	10.0	SQ4-A100DUG-01	\$40.27
7/16	11.0	SQ4-A110DUG-01	\$40.83
1/2	12.5	SQ4-A125DUG-01	\$41.23
Length: 10' (3.0 m)			
3/8	10.0	SQ4-A100DUG-02	\$50.34
7/16	11.0	SQ4-A110DUG-02	\$51.03
1/2	12.5	SQ4-A125DUG-02	\$51.53

Height (in)	Height (mm)	Item Number	MSRP
Square Edge Corner Pieces*			
5/16	8.0	SQ4-A080DUG-11	\$15.06
3/8	10.0	SQ4-A100DUG-11	\$15.06
7/16	11.0	SQ4-A110DUG-11	\$15.06
1/2	12.5	SQ4-A125DUG-11	\$15.06



* All corner pieces can be used both as internal and external corners.




SQUARE EDGE PROFILES MADE OF TEXTURE COATED ALUMINUM

with corner pieces

Height (in)	Height (mm)	Item Number	MSRP
Length: 8' 2-1/2" (2.5 m)			
5/16	8.0	SQ4-A080PLA-01	\$39.21
3/8	10.0	SQ4-A100PLA-01	\$40.27
1/2	12.5	SQ4-A125PLA-01	\$41.23

Height (in)	Height (mm)	Item Number	MSRP
Square Edge Corner Pieces*			
5/16	8.0	SQ4-A080PLA-11	\$15.06
3/8	10.0	SQ4-A100PLA-11	\$15.06
1/2	12.5	SQ4-A125PLA-11	\$15.06

PLATINUM



Height (in)	Height (mm)	Item Number	MSRP
Length: 8' 2-1/2" (2.5 m)			
5/16	8.0	SQ4-A080RAV-01	\$39.21
3/8	10.0	SQ4-A100RAV-01	\$40.27
7/16	11.0	SQ4-A110RAV-01	\$40.83
1/2	12.5	SQ4-A125RAV-01	\$41.23
Length: 10' (3.0 m)			
3/8	10.0	SQ4-A100RAV-02	\$50.34
1/2	12.5	SQ4-A125RAV-02	\$51.53

Height (in)	Height (mm)	Item Number	MSRP
Square Edge Corner Pieces*			
5/16	8.0	SQ4-A080RAV-11	\$15.06
3/8	10.0	SQ4-A100RAV-11	\$15.06
7/16	11.0	SQ4-A110RAV-11	\$15.06
1/2	12.5	SQ4-A125RAV-11	\$15.06

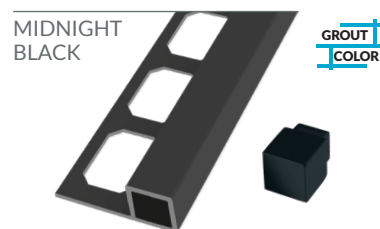
RAVEN



Height (in)	Height (mm)	Item Number	MSRP
Length: 8' 2-1/2" (2.5 m)			
5/16	8.0	SQ4-A080MIB-01	\$39.21
3/8	10.0	SQ4-A100MIB-01	\$40.27
1/2	12.5	SQ4-A125MIB-01	\$41.23

Height (in)	Height (mm)	Item Number	MSRP
Square Edge Corner Pieces*			
5/16	8.0	SQ4-A080MIB-11	\$15.06
3/8	10.0	SQ4-A100MIB-11	\$15.06
1/2	12.5	SQ4-A125MIB-11	\$15.06


MIDNIGHT BLACK



Height (in)	Height (mm)	Item Number	MSRP
Length: 8' 2-1/2" (2.5 m)			
5/16	8.0	SQ4-A080MBL-01	\$31.08
3/8	10.0	SQ4-A100MBL-01	\$32.08
7/16	11.0	SQ4-A110MBL-01	\$32.45
1/2	12.5	SQ4-A125MBL-01	\$32.77
Length: 10' (3.0 m)			
5/16	8.0	SQ4-A080MBL-02	\$38.85
3/8	10.0	SQ4-A100MBL-02	\$40.11
1/2	12.5	SQ4-A125MBL-02	\$40.96

Height (in)	Height (mm)	Item Number	MSRP
Square Edge Corner Pieces*			
5/16	8.0	SQ4-A080MBL-11	\$15.06
3/8	10.0	SQ4-A100MBL-11	\$15.06
7/16	11.0	SQ4-A110MBL-11	\$15.06
1/2	12.5	SQ4-A125MBL-11	\$15.06

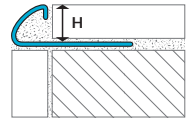
MATTE BLACK



* All corner pieces can be used both as internal and external corners.

ROUND EDGE PROFILES MADE OF STAINLESS STEEL 304

with corner pieces



Height (in)	Height (mm)	Item Number	MSRP
Length: 8' 2-1/2" (2.5 m)			
1/4	6.0	R05-E060GLO-01	\$36.73
5/16	8.0	R05-E080GLO-01	\$38.36
3/8	10.0	R05-E100GLO-01	\$41.18
7/16	11.0	R05-E110GLO-01	\$42.53
1/2	12.5	R05-E125GLO-01	\$43.87

Height (in)	Height (mm)	Item Number	MSRP
Outside Corners			
1/4	6.0	R05-E060GLO-04	\$26.08
5/16	8.0	R05-E080GLO-04	\$28.02
3/8	10.0	R05-E100GLO-04	\$30.10
7/16	11.0	R05-E110GLO-04	\$31.15
1/2	12.5	R05-E125GLO-04	\$31.15

Height (in)	Height (mm)	Item Number	MSRP
Inside Corners			
1/4	6.0	R05-E060GLO-08	\$26.08
5/16	8.0	R05-E080GLO-08	\$28.02
3/8	10.0	R05-E100GLO-08	\$30.10
7/16	11.0	R05-E110GLO-08	\$31.15
1/2	12.5	R05-E125GLO-08	\$31.15

GLOSS



Height (in)	Height (mm)	Item Number	MSRP
Length: 8' 2-1/2" (2.5 m)			
1/4	6.0	R05-E060BRU-01	\$56.34
5/16	8.0	R05-E080BRU-01	\$58.80
3/8	10.0	R05-E100BRU-01	\$61.42
7/16	11.0	R05-E110BRU-01	\$62.64
1/2	12.5	R05-E125BRU-01	\$64.11

Height (in)	Height (mm)	Item Number	MSRP
Outside Corners			
1/4	6.0	R05-E060BRU-04	\$31.66
5/16	8.0	R05-E080BRU-04	\$31.66
3/8	10.0	R05-E100BRU-04	\$36.52
7/16	11.0	R05-E110BRU-04	\$36.52
1/2	12.5	R05-E125BRU-04	\$36.52

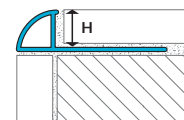
Height (in)	Height (mm)	Item Number	MSRP
Inside Corners			
1/4	6.0	R05-E060BRU-08	\$31.66
5/16	8.0	R05-E080BRU-08	\$31.66
3/8	10.0	R05-E100BRU-08	\$36.52
7/16	11.0	R05-E110BRU-08	\$36.52
1/2	12.5	R05-E125BRU-08	\$36.52

BRUSHED



ROUND EDGE PROFILES MADE OF ANODIZED ALUMINUM

with corner pieces




Height (in)	Height (mm)	Item Number	MSRP
Length: 8' 2-1/2" (2.5 m)			
1/4	6.0	R02-A060SAT-01	\$16.76
5/16	8.0	R02-A080SAT-01	\$17.49
3/8	10.0	R02-A100SAT-01	\$18.90
7/16	11.0	R02-A110SAT-01	\$19.60
1/2	12.5	R02-A125SAT-01	\$21.11
Length: 10' (3.0 m)			
3/8	10.0	R02-A100SAT-02	\$23.63
1/2	12.5	R02-A125SAT-02	\$26.36

Height (in)	Height (mm)	Item Number	MSRP
Outside Corners			
1/4	6.0	R02-A060SAT-04	\$7.40
5/16	8.0	R02-A080SAT-04	\$7.40
3/8	10.0	R02-A100SAT-04	\$7.40
7/16	11.0	R02-A110SAT-04	\$7.40
1/2	12.5	R02-A125SAT-04	\$7.40

Height (in)	Height (mm)	Item Number	MSRP
Inside Corners			
1/4	6.0	R02-A060SAT-08	\$7.40
5/16	8.0	R02-A080SAT-08	\$7.40
3/8	10.0	R02-A100SAT-08	\$7.40
7/16	11.0	R02-A110SAT-08	\$7.40
1/2	12.5	R02-A125SAT-08	\$7.40

SATIN



Height (in)	Height (mm)	Item Number	MSRP
Length: 8' 2-1/2" (2.5 m)			
1/4	6.0	R02-A060PCR-01	\$20.50
5/16	8.0	R02-A080PCR-01	\$22.98
3/8	10.0	R02-A100PCR-01	\$25.45
1/2	12.5	R02-A125PCR-01	\$29.79
Length: 10' (3.0 m)			
5/16	8.0	R02-A080PCR-02	\$28.72
3/8	10.0	R02-A100PCR-02	\$31.81
1/2	12.5	R02-A125PCR-02	\$37.23

Height (in)	Height (mm)	Item Number	MSRP
Outside Corners			
1/4	6.0	R02-A060PCR-04	\$8.78
5/16	8.0	R02-A080PCR-04	\$8.78
3/8	10.0	R02-A100PCR-04	\$8.78
1/2	12.5	R02-A125PCR-04	\$8.78

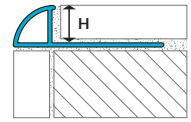
Height (in)	Height (mm)	Item Number	MSRP
Inside Corners			
1/4	6.0	R02-A060PCR-08	\$8.78
5/16	8.0	R02-A080PCR-08	\$8.78
3/8	10.0	R02-A100PCR-08	\$8.78
1/2	12.5	R02-A125PCR-08	\$8.78

POLISHED CHROME



ROUND EDGE PROFILES MADE OF ANODIZED ALUMINUM

with corner pieces



Height (in)	Height (mm)	Item Number	MSRP
Length: 8' 2-1/2" (2.5 m)			
5/16	8.0	R02-A080BCR-01	\$23.59
3/8	10.0	R02-A100BCR-01	\$26.69
1/2	12.5	R02-A125BCR-01	\$31.03

Height (in)	Height (mm)	Item Number	MSRP
Outside Corners			
5/16	8.0	R02-A080BCR-04	\$13.82
3/8	10.0	R02-A100BCR-04	\$13.82
1/2	12.5	R02-A125BCR-04	\$13.82

Height (in)	Height (mm)	Item Number	MSRP
Inside Corners			
5/16	8.0	R02-A080BCR-08	\$13.82
3/8	10.0	R02-A100BCR-08	\$13.82
1/2	12.5	R02-A125BCR-08	\$13.82

BRUSHED CHROME




Height (in)	Height (mm)	Item Number	MSRP
Length: 8' 2-1/2" (2.5 m)			
5/16	8.0	R02-A080SNI-01	\$18.32
3/8	10.0	R02-A100SNI-01	\$19.15
1/2	12.5	R02-A125SNI-01	\$21.73
Length: 10' (3.0 m)			
5/16	8.0	R02-A080SNI-02	\$22.89
3/8	10.0	R02-A100SNI-02	\$23.94
1/2	12.5	R02-A125SNI-02	\$27.16

Height (in)	Height (mm)	Item Number	MSRP
Outside Corners			
5/16	8.0	R02-A080SNI-04	\$7.47
3/8	10.0	R02-A100SNI-04	\$7.47
1/2	12.5	R02-A125SNI-04	\$7.47

Height (in)	Height (mm)	Item Number	MSRP
Inside Corners			
5/16	8.0	R02-A080SNI-08	\$7.47
3/8	10.0	R02-A100SNI-08	\$7.47
1/2	12.5	R02-A125SNI-08	\$7.47

SATIN NICKEL




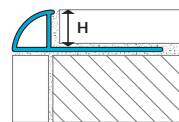
Height (in)	Height (mm)	Item Number	MSRP
Length: 8' 2-1/2" (2.5 m)			
5/16	8.0	R02-A080PNI-01	\$23.59
3/8	10.0	R02-A100PNI-01	\$27.94
1/2	12.5	R02-A125PNI-01	\$31.66

Height (in)	Height (mm)	Item Number	MSRP
Outside Corners			
5/16	8.0	R02-A080PNI-04	\$8.78
3/8	10.0	R02-A100PNI-04	\$8.78
1/2	12.5	R02-A125PNI-04	\$8.78

Height (in)	Height (mm)	Item Number	MSRP
Inside Corners			
5/16	8.0	R02-A080PNI-08	\$8.78
3/8	10.0	R02-A100PNI-08	\$8.78
1/2	12.5	R02-A125PNI-08	\$8.78

POLISHED NICKEL





ROUND EDGE PROFILES MADE OF ANODIZED ALUMINUM

with corner pieces

Height (in)	Height (mm)	Item Number	MSRP
Length: 8' 2-1/2" (2.5 m)			
5/16	8.0	R02-A080BNI-01	\$26.07
3/8	10.0	R02-A100BNI-01	\$28.63
1/2	12.5	R02-A125BNI-01	\$33.20

Height (in)	Height (mm)	Item Number	MSRP
Outside Corners			
5/16	8.0	R02-A080BNI-04	\$13.68
3/8	10.0	R02-A100BNI-04	\$13.68
1/2	12.5	R02-A125BNI-04	\$13.68

Height (in)	Height (mm)	Item Number	MSRP
Inside Corners			
5/16	8.0	R02-A080BNI-08	\$13.68
3/8	10.0	R02-A100BNI-08	\$13.68
1/2	12.5	R02-A125BNI-08	\$13.68

BRUSHED
NICKEL



Height (in)	Height (mm)	Item Number	MSRP
Length: 8' 2-1/2" (2.5 m)			
5/16	8.0	R02-A080SBR-01	\$20.50
3/8	10.0	R02-A100SBR-01	\$22.98
1/2	12.5	R02-A125SBR-01	\$26.69

Height (in)	Height (mm)	Item Number	MSRP
Outside Corners			
5/16	8.0	R02-A080-SBR-04	\$7.47
3/8	10.0	R02-A100SBR-04	\$7.47
1/2	12.5	R02-A125SBR-04	\$7.47

Height (in)	Height (mm)	Item Number	MSRP
Inside Corners			
5/16	8.0	R02-A080SBR-08	\$7.47
3/8	10.0	R02-A100SBR-08	\$7.47
1/2	12.5	R02-A125SBR-08	\$7.47

SATIN
BRASS




Height (in)	Height (mm)	Item Number	MSRP
Length: 8' 2-1/2" (2.5 m)			
3/8	10.0	R02-A100BBR-01	\$27.94
1/2	12.5	R02-A125BBR-01	\$31.66

Height (in)	Height (mm)	Item Number	MSRP
Outside Corners			
8-Mar	10.0	R02-A100BBR-04	\$14.08
1/2	12.5	R02-A125BBR-04	\$14.08

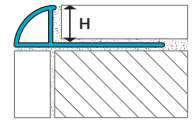
Height (in)	Height (mm)	Item Number	MSRP
Inside Corners			
3/8	10.0	R02-A100BBR-08	\$14.08
1/2	12.5	R02-A125BBR-08	\$14.08

BRUSHED
BRASS



ROUND EDGE PROFILES MADE OF ANODIZED ALUMINUM

with corner pieces



Height (in)	Height (mm)	Item Number	MSRP
Length: 8' 2-1/2" (2.5 m)			
3/8	10.0	R02-A100HGB-01	\$28.49
1/2	12.5	R02-A125HGB-01	\$32.29

Height (in)	Height (mm)	Item Number	MSRP
Outside Corners			
3/8	10.0	R02-A100HGB-04	\$9.22
1/2	12.5	R02-A125HGB-04	\$9.22

Height (in)	Height (mm)	Item Number	MSRP
Inside Corners			
3/8	10.0	R02-A100HGB-08	\$9.22
1/2	12.5	R02-A125HGB-08	\$9.22

HIGH GLOSS
BLACK

Height (in)	Height (mm)	Item Number	MSRP
Length: 8' 2-1/2" (2.5 m)			
3/8	10.0	R02-A100BBL-01	\$29.17
1/2	12.5	R02-A125BBL-01	\$32.26

Height (in)	Height (mm)	Item Number	MSRP
Outside Corners			
3/8	10.0	R02-A100BBL-04	\$13.95
1/2	12.5	R02-A125BBL-04	\$13.95

Height (in)	Height (mm)	Item Number	MSRP
Inside Corners			
3/8	10.0	R02-A100BBL-08	\$13.95
1/2	12.5	R02-A125BBL-08	\$13.95

BRUSHED
HIGH GLOSS
BLACK

Height (in)	Height (mm)	Item Number	MSRP
Length: 8' 2-1/2" (2.5 m)			
3/8	10.0	R02-A100ABB-01	\$29.17
1/2	12.5	R02-A125ABB-01	\$33.20

Height (in)	Height (mm)	Item Number	MSRP
Outside Corners			
3/8	10.0	R02-A100ABB-04	\$13.82
1/2	12.5	R02-A125ABB-04	\$13.82

Height (in)	Height (mm)	Item Number	MSRP
Inside Corners			
3/8	10.0	R02-A100ABB-08	\$13.82
1/2	12.5	R02-A125ABB-08	\$13.82

ANTIQUE
BRUSHED
BRONZE

Height (in)	Height (mm)	Item Number	MSRP
Length: 8' 2-1/2" (2.5 m)			
3/8	10.0	R02-A100BCU-01	\$29.17
1/2	12.5	R02-A125BCU-01	\$33.20

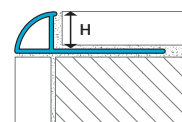
Height (in)	Height (mm)	Item Number	MSRP
Outside Corners			
3/8	10.0	R02-A100BCU-04	\$13.82
1/2	12.5	R02-A125BCU-04	\$13.82

Height (in)	Height (mm)	Item Number	MSRP
Inside Corners			
3/8	10.0	R02-A100BCU-08	\$13.82
1/2	12.5	R02-A125BCU-08	\$13.82

BRUSHED
COPPER

ROUND EDGE PROFILES MADE OF COLOR COATED ALUMINUM

with corner pieces



Height (in)	Height (mm)	Item Number	MSRP
Length: 8' 2-1/2" (2.5 m)			
1/4	6.0	R03-A060BWH-01	\$19.72
5/16	8.0	R03-A080BWH-01	\$22.10
3/8	10.0	R03-A100BWH-01	\$24.23
1/2	12.5	R03-A125BWH-01	\$30.28

Height (in)	Height (mm)	Item Number	MSRP
Outside Corners			
1/4	6.0	R03-A060BWH-04	\$4.45
5/16	8.0	R03-A080BWH-04	\$4.45
3/8	10.0	R03-A100BWH-04	\$4.45
1/2	12.5	R03-A125BWH-04	\$4.45

Height (in)	Height (mm)	Item Number	MSRP
Length: 8' 2-1/2" (2.5 m)			
1/4	6.0	R03-A060FRO-01	\$19.72
5/16	8.0	R03-A080FRO-01	\$22.10
3/8	10.0	R03-A100FRO-01	\$24.23
1/2	12.5	R03-A125FRO-01	\$30.28

Height (in)	Height (mm)	Item Number	MSRP
Outside Corners			
1/4	6.0	R03-A060FRO-04	\$4.45
5/16	8.0	R03-A080FRO-04	\$4.45
3/8	10.0	R03-A100FRO-04	\$4.45
1/2	12.5	R03-A125FRO-04	\$4.45

Height (in)	Height (mm)	Item Number	MSRP
Length: 8' 2-1/2" (2.5 m)			
3/8	10.0	R03-A100MHG-01	\$24.23
1/2	12.5	R03-A125MHG-01	\$30.28

Height (in)	Height (mm)	Item Number	MSRP
Outside Corners			
3/8	10.0	R03-A100MHG-04	\$4.45
1/2	12.5	R03-A125MHG-04	\$4.45

Height (in)	Height (mm)	Item Number	MSRP
Inside Corners			
1/4	6.0	R03-A060BWH-08	\$4.45
5/16	8.0	R03-A080BWH-08	\$4.45
3/8	10.0	R03-A100BWH-08	\$4.45
1/2	12.5	R03-A125BWH-08	\$4.45


Height (in)	Height (mm)	Item Number	MSRP
Inside Corners			
1/4	6.0	R03-A060FRO-08	\$4.45
5/16	8.0	R03-A080FRO-08	\$4.45
3/8	10.0	R03-A100FRO-08	\$4.45
1/2	12.5	R03-A125FRO-08	\$4.45

Height (in)	Height (mm)	Item Number	MSRP
Inside Corners			
3/8	10.0	R03-A100MHG-08	\$4.45
1/2	12.5	R03-A125MHG-08	\$4.45


BRILLIANT
WHITE

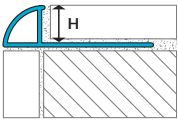


FROSTY



MANHATTAN
GREY






ROUND EDGE PROFILES MADE OF PVC
with corner pieces


Height (in)	Height (mm)	Item Number	MSRP
Length: 8' 2-1/2" (2.5 m)			
5/16	8.0	R08-P080SPE-01	\$7.21
3/8	10.0	R08-P100SPE-01	\$7.68
1/2	12.5	R08-P125SPE-01	\$9.60

SAND
PEBBLE



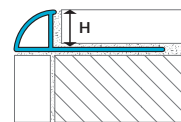
Height (in)	Height (mm)	Item Number	MSRP
Length: 8' 2-1/2" (2.5 m)			
5/16	8.0	R08-P080FRO-01	\$7.21
3/8	10.0	R08-P100FRO-01	\$7.68
1/2	12.5	R08-P125FRO-01	\$9.60

FROSTY



ROUND EDGE PROFILES MADE OF TEXTURE COATED ALUMINUM

with corner pieces



Height (in)	Height (mm)	Item Number	MSRP
Length: 8' 2-1/2" (2.5 m)			
3/8	10.0	R04-A100MBW-01	\$32.71
1/2	12.5	R04-A125MBW-01	\$33.39
Length: 10' (3.0 m)			
3/8	10.0	R04-A100MBW-02	\$40.87
Outside Corners			
3/8	10.0	R04-A100MBW-04	\$10.73
1/2	12.5	R04-A125MBW-04	\$10.73

Height (in)	Height (mm)	Item Number	MSRP
Length: 8' 2-1/2" (2.5 m)			
5/16	8.0	R04-A080BRW-01	\$39.59
3/8	10.0	R04-A100BRW-01	\$40.87
1/2	12.5	R04-A125BRW-01	\$41.75

Height (in)	Height (mm)	Item Number	MSRP
Outside Corners			
5/16	8.0	R04-A080BRW-04	\$13.83
3/8	10.0	R04-A100BRW-04	\$13.83
1/2	12.5	R04-A125BRW-04	\$13.83

Height (in)	Height (mm)	Item Number	MSRP
Length: 8' 2-1/2" (2.5 m)			
5/16	8.0	R04-A080SAU-01	\$39.59
3/8	10.0	R04-A100SAU-01	\$40.87
1/2	12.5	R04-A125SAU-01	\$41.75

Height (in)	Height (mm)	Item Number	MSRP
Outside Corners			
5/16	8.0	R04-A080SAU-04	\$13.83
3/8	10.0	R04-A100SAU-04	\$13.83
1/2	12.5	R04-A125SAU-04	\$13.83

Height (in)	Height (mm)	Item Number	MSRP
Inside Corners			
3/8	10.0	R04-A100MBW-08	\$10.73
1/2	12.5	R04-A125MBW-08	\$10.73

Height (in)	Height (mm)	Item Number	MSRP
Inside Corners			
5/16	8.0	R04-A080BRW-08	\$13.83
3/8	10.0	R04-A100BRW-08	\$13.83
1/2	12.5	R04-A125BRW-08	\$13.83

Height (in)	Height (mm)	Item Number	MSRP
Inside Corners			
5/16	8.0	R04-A080SAU-08	\$13.83
3/8	10.0	R04-A100SAU-08	\$13.83
1/2	12.5	R04-A125SAU-08	\$13.83

MATTE
BRILLIANT
WHITE



BRIGHT
WHITE

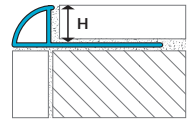


SAUTERNE



ROUND EDGE PROFILES MADE OF TEXTURE COATED ALUMINUM

with corner pieces



Height (in)	Height (mm)	Item Number	MSRP
Length: 8' 2-1/2" (2.5 m)			
5/16	8.0	R04-A080MBE-01	\$39.59
3/8	10.0	R04-A100MBE-01	\$40.87
1/2	12.5	R04-A125MBE-01	\$41.75

Height (in)	Height (mm)	Item Number	MSRP
Outside Corners			
5/16	8.0	R04-A080MBE-04	\$13.83
3/8	10.0	R04-A100MBE-04	\$13.83
1/2	12.5	R04-A125MBE-04	\$13.83

Height (in)	Height (mm)	Item Number	MSRP
Inside Corners			
5/16	8.0	R04-A080MBE-08	\$13.83
3/8	10.0	R04-A100MBE-08	\$13.83
1/2	12.5	R04-A125MBE-08	\$13.83

MARBLE
BEIGE

Height (in)	Height (mm)	Item Number	MSRP
Length: 8' 2-1/2" (2.5 m)			
5/16	8.0	R04-A080STS-01	\$39.59
3/8	10.0	R04-A100STS-01	\$40.87
1/2	12.5	R04-A125STS-01	\$41.75

Height (in)	Height (mm)	Item Number	MSRP
Outside Corners			
5/16	8.0	R04-A080STS-04	\$13.83
3/8	10.0	R04-A100STS-04	\$13.83
1/2	12.5	R04-A125STS-04	\$13.83

Height (in)	Height (mm)	Item Number	MSRP
Inside Corners			
5/16	8.0	R04-A080STS-08	\$13.83
3/8	10.0	R04-A100STS-08	\$13.83
1/2	12.5	R04-A125STS-08	\$13.83

STERLING
SILVER

Height (in)	Height (mm)	Item Number	MSRP
Length: 8' 2-1/2" (2.5 m)			
5/16	8.0	R04-A080ANW-01	\$39.59
3/8	10.0	R04-A100ANW-01	\$40.87
1/2	12.5	R04-A125ANW-01	\$41.75

Length: 10' (3.0 m)			
5/16	8.0	R04-A080ANW-02	\$49.49
3/8	10.0	R04-A100ANW-02	\$51.11
1/2	12.5	R04-A125ANW-02	\$52.20

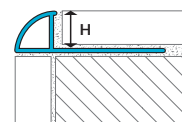
Height (in)	Height (mm)	Item Number	MSRP
Outside Corners			
5/16	8.0	R04-A080ANW-04	\$13.83
3/8	10.0	R04-A100ANW-04	\$13.83
1/2	12.5	R04-A125ANW-04	\$13.83

Height (in)	Height (mm)	Item Number	MSRP
Inside Corners			
5/16	8.0	R04-A080ANW-08	\$13.83
3/8	10.0	R04-A100ANW-08	\$13.83
1/2	12.5	R04-A125ANW-08	\$13.83

ANTIQUE
WHITE

ROUND EDGE PROFILES MADE OF TEXTURE COATED ALUMINUM

with corner pieces



Height (in)	Height (mm)	Item Number	MSRP
Length: 8' 2-1/2" (2.5 m)			
5/16	8.0	R04-A080LIP-01	\$39.59
3/8	10.0	R04-A100LIP-01	\$40.87
1/2	12.5	R04-A125LIP-01	\$41.75

Height (in)	Height (mm)	Item Number	MSRP
Outside Corners			
5/16	8.0	R04-A080LIP-04	\$13.83
3/8	10.0	R04-A100LIP-04	\$13.83
1/2	12.5	R04-A125LIP-04	\$13.83

Height (in)	Height (mm)	Item Number	MSRP
Inside Corners			
5/16	8.0	R04-A080LIP-08	\$13.83
3/8	10.0	R04-A100LIP-08	\$13.83
1/2	12.5	R04-A125LIP-08	\$13.83

LIGHT
PEWTER



Height (in)	Height (mm)	Item Number	MSRP
Length: 8' 2-1/2" (2.5 m)			
5/16	8.0	R04-A080NAG-01	\$39.59
3/8	10.0	R04-A100NAG-01	\$40.87
1/2	12.5	R04-A125NAG-01	\$41.75

Height (in)	Height (mm)	Item Number	MSRP
Outside Corners			
5/16	8.0	R04-A080NAG-04	\$13.83
3/8	10.0	R04-A100NAG-04	\$13.83
1/2	12.5	R04-A125NAG-04	\$13.83

Height (in)	Height (mm)	Item Number	MSRP
Inside Corners			
5/16	8.0	R04-A080NAG-08	\$13.83
3/8	10.0	R04-A100NAG-08	\$13.83
1/2	12.5	R04-A125NAG-08	\$13.83

NATURAL
GREY




Height (in)	Height (mm)	Item Number	MSRP
Length: 8' 2-1/2" (2.5 m)			
5/16	8.0	R04-A080DKH-01	\$39.59
3/8	10.0	R04-A100DKH-01	\$40.87
1/2	12.5	R04-A125DKH-01	\$41.75

Length: 10' (3.0 m)			
5/16	8.0	R04-A080DKH-02	\$49.49
3/8	10.0	R04-A100DKH-02	\$51.11
1/2	12.5	R04-A125DKH-02	\$52.20

Height (in)	Height (mm)	Item Number	MSRP
Outside Corners			
5/16	8.0	R04-A080DKH-04	\$13.83
3/8	10.0	R04-A100DKH-04	\$13.83
1/2	12.5	R04-A125DKH-04	\$13.83

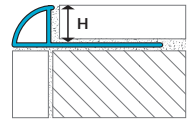
Height (in)	Height (mm)	Item Number	MSRP
Inside Corners			
5/16	8.0	R04-A080DKH-08	\$13.83
3/8	10.0	R04-A100DKH-08	\$13.83
1/2	12.5	R04-A125DKH-08	\$13.83

DESERT KHAKI



ROUND EDGE PROFILES MADE OF TEXTURE COATED ALUMINUM

with corner pieces



Height (in)	Height (mm)	Item Number	MSRP
Length: 8' 2-1/2" (2.5 m)			
5/16	8.0	R04-A080WAL-01	\$39.59
3/8	10.0	R04-A100WAL-01	\$40.87
1/2	12.5	R04-A125WAL-01	\$41.75

Height (in)	Height (mm)	Item Number	MSRP
Outside Corners			
5/16	8.0	R04-A080WAL-04	\$13.83
3/8	10.0	R04-A100WAL-04	\$13.83
1/2	12.5	R04-A125WAL-04	\$13.83

Height (in)	Height (mm)	Item Number	MSRP
Inside Corners			
5/16	8.0	R04-A080WAL-08	\$13.83
3/8	10.0	R04-A100WAL-08	\$13.83
1/2	12.5	R04-A125WAL-08	\$13.83

WALNUT



Height (in)	Height (mm)	Item Number	MSRP
Length: 8' 2-1/2" (2.5 m)			
5/16	8.0	R04-A080SMG-01	\$39.59
3/8	10.0	R04-A100SMG-01	\$40.87
1/2	12.5	R04-A125SMG-01	\$41.75

Height (in)	Height (mm)	Item Number	MSRP
Outside Corners			
5/16	8.0	R04-A080SMG-04	\$13.83
3/8	10.0	R04-A100SMG-04	\$13.83
1/2	12.5	R04-A125SMG-04	\$13.83

Height (in)	Height (mm)	Item Number	MSRP
Inside Corners			
5/16	8.0	R04-A080SMG-08	\$13.83
3/8	10.0	R04-A100SMG-08	\$13.83
1/2	12.5	R04-A125SMG-08	\$13.83

SMOKE GREY



Height (in)	Height (mm)	Item Number	MSRP
Length: 8' 2-1/2" (2.5 m)			
3/8	10.0	R04-A100GRG-01	\$40.87
1/2	12.5	R04-A125GRG-01	\$41.75

Length: 10' (3.0 m)			
3/8	10.0	R04-A100GRG-02	\$51.11

Height (in)	Height (mm)	Item Number	MSRP
Outside Corners			
3/8	10.0	R04-A100GRG-04	\$13.83
1/2	12.5	R04-A125GRG-04	\$13.83

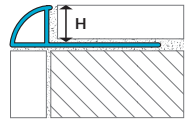
Height (in)	Height (mm)	Item Number	MSRP
Inside Corners			
3/8	10.0	R04-A100GRG-08	\$13.83
1/2	12.5	R04-A125GRG-08	\$13.83

GREIGE



ROUND EDGE PROFILES MADE OF TEXTURE COATED ALUMINUM

with corner pieces



Height (in)	Height (mm)	Item Number	MSRP
Length: 8' 2-1/2" (2.5 m)			
5/16	8.0	R04-A080SIS-01	\$39.59
3/8	10.0	R04-A100SIS-01	\$40.87
1/2	12.5	R04-A125SIS-01	\$41.75

Height (in)	Height (mm)	Item Number	MSRP
Outside Corners			
5/16	8.0	R04-A080SIS-04	\$13.83
3/8	10.0	R04-A100SIS-04	\$13.83
1/2	12.5	R04-A125SIS-04	\$13.83

Height (in)	Height (mm)	Item Number	MSRP
Inside Corners			
5/16	8.0	R04-A080SIS-08	\$13.83
3/8	10.0	R04-A100SIS-08	\$13.83
1/2	12.5	R04-A125SIS-08	\$13.83

SILVER
SHADOW



Height (in)	Height (mm)	Item Number	MSRP
Length: 8' 2-1/2" (2.5 m)			
5/16	8.0	R04-A080FRO-01	\$39.59
3/8	10.0	R04-A100FRO-01	\$40.87
1/2	12.5	R04-A125FRO-01	\$41.75

Height (in)	Height (mm)	Item Number	MSRP
Outside Corners			
5/16	8.0	R04-A080FRO-04	\$13.83
3/8	10.0	R04-A100FRO-04	\$13.83
1/2	12.5	R04-A125FRO-04	\$13.83

Height (in)	Height (mm)	Item Number	MSRP
Inside Corners			
5/16	8.0	R04-A080FRO-08	\$13.83
3/8	10.0	R04-A100FRO-08	\$13.83
1/2	12.5	R04-A125FRO-08	\$13.83

FROSTY



Height (in)	Height (mm)	Item Number	MSRP
Length: 8' 2-1/2" (2.5 m)			
5/16	8.0	R04-A080MIN-01	\$39.59
3/8	10.0	R04-A100MIN-01	\$40.87
1/2	12.5	R04-A125MIN-01	\$41.75

Height (in)	Height (mm)	Item Number	MSRP
Outside Corners			
5/16	8.0	R04-A080MIN-04	\$13.83
3/8	10.0	R04-A100MIN-04	\$13.83
1/2	12.5	R04-A125MIN-04	\$13.83

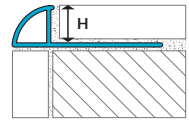
Height (in)	Height (mm)	Item Number	MSRP
Inside Corners			
5/16	8.0	R04-A080MIN-08	\$13.83
3/8	10.0	R04-A100MIN-08	\$13.83
1/2	12.5	R04-A125MIN-08	\$13.83

MINK



ROUND EDGE PROFILES MADE OF TEXTURE COATED ALUMINUM

with corner pieces



Height (in)	Height (mm)	Item Number	MSRP
Length: 8' 2-1/2" (2.5 m)			
3/8	10.0	R04-A100STG-01	\$40.87
1/2	12.5	R04-A125STG-01	\$41.75
Length: 10' (3.0 m)			
3/8	10.0	R04-A100STG-02	\$51.11
Outside Corners			
3/8	10.0	R04-A100STG-04	\$13.83
1/2	12.5	R04-A125STG-04	\$13.83

Height (in)	Height (mm)	Item Number	MSRP
Length: 8' 2-1/2" (2.5 m)			
5/16	8.0	R04-A080MOC-01	\$39.59
3/8	10.0	R04-A100MOC-01	\$40.87
1/2	12.5	R04-A125MOC-01	\$41.75
Length: 10' (3.0 m)			
5/16	8.0	R04-A080MOC-02	\$49.49
3/8	10.0	R04-A100MOC-02	\$51.11
1/2	12.5	R04-A125MOC-02	\$52.20

Height (in)	Height (mm)	Item Number	MSRP
Outside Corners			
5/16	8.0	R04-A080MOC-04	\$13.83
3/8	10.0	R04-A100MOC-04	\$13.83
1/2	12.5	R04-A125MOC-04	\$13.83

Height (in)	Height (mm)	Item Number	MSRP
Length: 8' 2-1/2" (2.5 m)			
5/16	8.0	R04-A080CBR-01	\$39.59
3/8	10.0	R04-A100CBR-01	\$40.87
1/2	12.5	R04-A125CBR-01	\$41.75
Length: 10' (3.0 m)			
5/16	8.0	R04-A080CBR-02	\$49.49
3/8	10.0	R04-A100CBR-02	\$51.11
1/2	12.5	R04-A125CBR-02	\$52.20

Height (in)	Height (mm)	Item Number	MSRP
Outside Corners			
5/16	8.0	R04-A080CBR-04	\$13.83
3/8	10.0	R04-A100CBR-04	\$13.83
1/2	12.5	R04-A125CBR-04	\$13.83

Height (in)	Height (mm)	Item Number	MSRP
Inside Corners			
3/8	10.0	R04-A100STG-08	\$13.83
1/2	12.5	R04-A125STG-08	\$13.83


Height (in)	Height (mm)	Item Number	MSRP
Inside Corners			
5/16	8.0	R04-A080MOC-08	\$13.83
3/8	10.0	R04-A100MOC-08	\$13.83
1/2	12.5	R04-A125MOC-08	\$13.83

Height (in)	Height (mm)	Item Number	MSRP
Inside Corners			
5/16	8.0	R04-A080CBR-08	\$13.83
3/8	10.0	R04-A100CBR-08	\$13.83
1/2	12.5	R04-A125CBR-08	\$13.83

STONE GREY



MOCHA

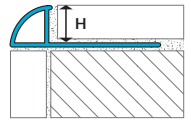


CHESTNUT BROWN



ROUND EDGE PROFILES MADE OF TEXTURE COATED ALUMINUM

with corner pieces



Height (in)	Height (mm)	Item Number	MSRP
Length: 8' 2-1/2" (2.5 m)			
5/16	8.0	R04-A080SGR-01	\$39.59
3/8	10.0	R04-A100SGR-01	\$40.87
1/2	12.5	R04-A125SGR-01	\$41.75

Height (in)	Height (mm)	Item Number	MSRP
Outside Corners			
5/16	8.0	R04-A080SGR-04	\$13.83
3/8	10.0	R04-A100SGR-04	\$13.83
1/2	12.5	R04-A125SGR-04	\$13.83

Height (in)	Height (mm)	Item Number	MSRP
Inside Corners			
5/16	8.0	R04-A080SGR-08	\$13.83
3/8	10.0	R04-A100SGR-08	\$13.83
1/2	12.5	R04-A125SGR-08	\$13.83

STORMY GREY




Height (in)	Height (mm)	Item Number	MSRP
Length: 8' 2-1/2" (2.5 m)			
5/16	8.0	R04-A080DUG-01	\$39.59
3/8	10.0	R04-A100DUG-01	\$40.87
1/2	12.5	R04-A125DUG-01	\$41.75

Length: 10' (3.0 m)			
3/8	10.0	R04-A100DUG-02	\$51.11
1/2	12.5	R04-A125DUG-02	\$52.20

Height (in)	Height (mm)	Item Number	MSRP
Outside Corners			
5/16	8.0	R04-A080DUG-04	\$13.83
3/8	10.0	R04-A100DUG-04	\$13.83
1/2	12.5	R04-A125DUG-04	\$13.83

Height (in)	Height (mm)	Item Number	MSRP
Inside Corners			
5/16	8.0	R04-A080DUG-08	\$13.83
3/8	10.0	R04-A100DUG-08	\$13.83
1/2	12.5	R04-A125DUG-08	\$13.83

DUSTY GREY




Height (in)	Height (mm)	Item Number	MSRP
Length: 8' 2-1/2" (2.5 m)			
5/16	8.0	R04-A080PLA-01	\$39.59
3/8	10.0	R04-A100PLA-01	\$40.87
1/2	12.5	R04-A125PLA-01	\$41.75

Height (in)	Height (mm)	Item Number	MSRP
Outside Corners			
5/16	8.0	R04-A080PLA-04	\$13.83
3/8	10.0	R04-A100PLA-04	\$13.83
1/2	12.5	R04-A125PLA-04	\$13.83

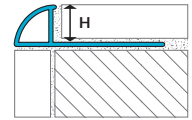
Height (in)	Height (mm)	Item Number	MSRP
Inside Corners			
5/16	8.0	R04-A080PLA-08	\$13.83
3/8	10.0	R04-A100PLA-08	\$13.83
1/2	12.5	R04-A125PLA-08	\$13.83

PLATINUM



ROUND EDGE PROFILES MADE OF TEXTURE COATED ALUMINUM

with corner pieces



Height (in)	Height (mm)	Item Number	MSRP
Length: 8' 2-1/2" (2.5 m)			
5/16	8.0	R04-A080RAV-01	\$39.59
3/8	10.0	R04-A100RAV-01	\$40.87
1/2	12.5	R04-A125RAV-01	\$41.75
Length: 10' (3.0 m)			
5/16	8.0	R04-A080RAV-02	\$49.49
3/8	10.0	R04-A100RAV-02	\$51.11
1/2	12.5	R04-A125RAV-02	\$52.20
Height (in)	Height (mm)	Item Number	MSRP
Outside Corners			
5/16	8.0	R04-A080RAV-04	\$13.83
3/8	10.0	R04-A100RAV-04	\$13.83
1/2	12.5	R04-A125RAV-04	\$13.83

Height (in)	Height (mm)	Item Number	MSRP
Length: 8' 2-1/2" (2.5 m)			
5/16	8.0	R04-A080MIB-01	\$39.59
3/8	10.0	R04-A100MIB-01	\$40.87
1/2	12.5	R04-A125MIB-01	\$41.75
Height (in)	Height (mm)	Item Number	MSRP
Outside Corners			
5/16	8.0	R04-A080MIB-04	\$13.83
3/8	10.0	R04-A100MIB-04	\$13.83
1/2	12.5	R04-A125MIB-04	\$13.83

Height (in)	Height (mm)	Item Number	MSRP
Length: 8' 2-1/2" (2.5 m)			
3/8	10.0	R04-A100MBL-01	\$32.71
1/2	12.5	R04-A125MBL-01	\$33.39
Length: 10' (3.0 m)			
3/8	10.0	R04-A100MBL-02	\$40.87
Height (in)	Height (mm)	Item Number	MSRP
Outside Corners			
3/8	10.0	R04-A100MBL-04	\$10.73
1/2	12.5	R04-A125MBL-04	\$10.73

Height (in)	Height (mm)	Item Number	MSRP
Inside Corners			
5/16	8.0	R04-A080RAV-08	\$13.83
3/8	10.0	R04-A100RAV-08	\$13.83
1/2	12.5	R04-A125RAV-08	\$13.83

Height (in)	Height (mm)	Item Number	MSRP
Inside Corners			
5/16	8.0	R04-A080MIB-08	\$13.83
3/8	10.0	R04-A100MIB-08	\$13.83
1/2	12.5	R04-A125MIB-08	\$13.83

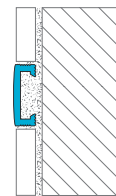
Height (in)	Height (mm)	Item Number	MSRP
Inside Corners			
3/8	10.0	R04-A100MBL-08	\$10.73
1/2	12.5	R04-A125MBL-08	\$10.73

RAVEN

MIDNIGHT
BLACK

MATTE BLACK





DECORATIVE BORDER PROFILES MADE OF ANODIZED ALUMINUM

visible surface: 1" (25 mm), installation depth: 5/16" (8 mm)

Height (in)	Height (mm)	Item Number	MSRP
Length: 8' 2-1/2" (2.5 m)			
1	25.0	DB1-A250SAT-01	\$25.56


SATIN




Height (in)	Height (mm)	Item Number	MSRP
Length: 8' 2-1/2" (2.5 m)			
1	25.0	DB1-A250PCR-01	\$35.18

POLISHED
CHROME


Height (in)	Height (mm)	Item Number	MSRP
Length: 8' 2-1/2" (2.5 m)			
1	25.0	DB1-A250BCR-01	\$40.30

BRUSHED
CHROME


Height (in)	Height (mm)	Item Number	MSRP
Length: 8' 2-1/2" (2.5 m)			
1	25.0	DB1-A250SNI-01	\$26.84

SATIN
NICKEL


Height (in)	Height (mm)	Item Number	MSRP
Length: 8' 2-1/2" (2.5 m)			
1	25.0	DB1-A250BNI-01	\$41.56

BRUSHED
NICKEL


Height (in)	Height (mm)	Item Number	MSRP
Length: 8' 2-1/2" (2.5 m)			
1	25.0	DB1-A250PNI-01	36.44

POLISHED
NICKEL


Height (in)	Height (mm)	Item Number	MSRP
Length: 8' 2-1/2" (2.5 m)			
1	25.0	DB1-A250SBR-01	25.56

SATIN
BRASS

Height (in)	Height (mm)	Item Number	MSRP
Length: 8' 2-1/2" (2.5 m)			
1	25.0	DB1-A250BBR-01	40.30

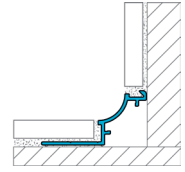
BRUSHED
BRASS

Height (in)	Height (mm)	Item Number	MSRP
Length: 8' 2-1/2" (2.5 m)			
1	25.0	DB1-A250BCU-01	\$41.56

BRUSHED
COPPER

COVE PROFILES MADE OF ANODIZED ALUMINUM

two-sided connection




Height (in)	Height (mm)	Item Number	MSRP
Length: 8' 2-1/2" (2.5 m)			
5/16	8.0	C02-A080SAT-01	\$28.53
3/8	10.0	C02-A100SAT-01	\$29.79
15/32	12.0	C02-A120SAT-01	\$29.82
1/2	12.5	C02-A125SAT-01	\$31.05

SATIN




Height (in)	Height (mm)	Item Number	MSRP
Outside Corners			
Fits all sizes		C02-AXXSAT-04	\$25.01
Inside Corners			
Fits all sizes		C02-AXXSAT-08	\$25.01
End Cap			
Fits all sizes		C02-AXXSAT-15	\$15.00
Connector			
Fits all sizes		C02-AXXXXX-14	\$4.23


ACCESSORIES



Height (in)	Height (mm)	Item Number	MSRP
Length: 8' 2-1/2" (2.5 m)			
3/8	10.0	C02-A100SNI-01	\$34.22
1/2	12.5	C02-A125SNI-01	\$35.59

SATIN
NICKEL

Height (in)	Height (mm)	Item Number	MSRP
Length: 8' 2-1/2" (2.5 m)			
3/8	10.0	C02-A100BNI-01	\$48.77
1/2	12.5	C02-A125BNI-01	\$50.13

BRUSHED
NICKEL

Height (in)	Height (mm)	Item Number	MSRP
Length: 8' 2-1/2" (2.5 m)			
5/16	8.0	C02-A080PCR-01	\$49.42
15/32	12.0	C02-A120PCR-01	\$51.85

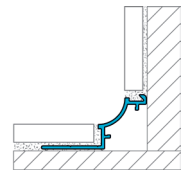
POLISHED
CHROME

Height (in)	Height (mm)	Item Number	MSRP
Length: 8' 2-1/2" (2.5 m)			
3/8	10.0	C02-A100BCR-01	\$45.45
1/2	12.5	C02-A125BCR-01	\$46.80

BRUSHED
CHROME

COVE PROFILES MADE OF COLOR COATED ALUMINUM

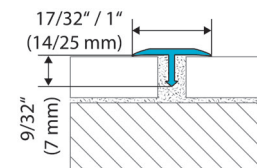
two-sided connection



Height (in)	Height (mm)	Item Number	MSRP
Length: 8' 2-1/2" (2.5 m)			
5/16	8.0	C02-A080BWH-01	\$29.95
15/32	12.0	C02-A120BWH-01	\$31.30

BRILLIANT
WHITE

T-SHAPE PROFILES MADE OF ALUMINUM

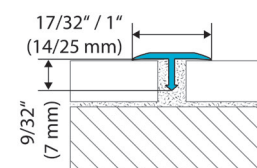


Height (in)	Height (mm)	Item Number	MSRP
Length: 8' 2-1/2" (2.5 m)			
17/32	14.0	TS1-A147NAT-01	\$10.78
1	25.0	TS1-A259NAT-01	\$17.43

NATURAL



T-SHAPE PROFILES MADE OF ANODIZED ALUMINUM




Height (in)	Height (mm)	Item Number	MSRP
Length: 8' 2-1/2" (2.5 m)			
17/32	14.0	TS1-A147SAT-01	\$11.36
1	25.0	TS1-A259SAT-01	\$18.35

SATIN



Height (in)	Height (mm)	Item Number	MSRP
Length: 8' 2-1/2" (2.5 m)			
17/32	14.0	TS1-A147SNI-01	\$13.28
1	25.0	TS1-A259SNI-01	\$22.09

SATIN
NICKEL

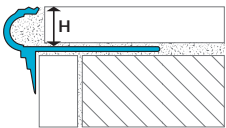
Height (in)	Height (mm)	Item Number	MSRP
Length: 8' 2-1/2" (2.5 m)			
17/32	14.0	TS1-A147SBR-01	\$12.27
1	25.0	TS1-A259SBR-01	\$18.68

SATIN
BRASS

STAIR NOSING AND TRANSITION PROFILES

PAGE 52 - 55

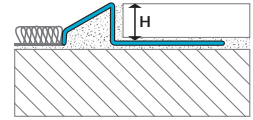




STAIR NOSING PROFILES MADE OF ANODIZED ALUMINUM
with Florentine design

Height (in)	Height (mm)	Item Number	MSRP
Length: 8' 2-1/2" (2.5 m)			
11/32	9.0	SN1-A090SAT-01	\$27.82
7/16	11.0	SN1-A110SAT-01	\$28.40





TRANSITION AND COMPENSATION PROFILES MADE OF STAINLESS STEEL 304

Height (in)	Height (mm)	Item Number	MSRP
Length: 8' 2-1/2" (2.5 m)			
5/16	8.0	TR1-E080GLO-01	\$40.90
3/8	10.0	TR1-E100GLO-01	\$44.73
1/2	12.5	TR1-E125GLO-01	\$49.63


GLOSS



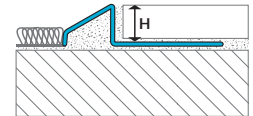
visible width

Height (in)	Height (mm)	Item Number	MSRP
Length: 8' 2-1/2" (2.5 m)			
5/16	8.0	TR1-E080BRU-01	\$63.16
3/8	10.0	TR1-E100BRU-01	\$67.10
1/2	12.5	TR1-E125BRU-01	\$72.21

BRUSHED




visible width



TRANSITION AND COMPENSATION PROFILES MADE OF ANODIZED ALUMINUM

Height (in)	Height (mm)	Item Number	MSRP
Length: 8' 2-1/2" (2.5 m)			
5/16	8.0	TR1-A080SAT-01	\$17.69
3/8	10.0	TR1-A100SAT-01	\$18.60
1/2	12.5	TR1-A125SAT-01	\$24.68

SATIN



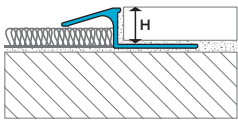
visible width

Height (in)	Height (mm)	Item Number	MSRP
Length: 8' 2-1/2" (2.5 m)			
3/8	10.0	TR1-A100ABB-01	\$34.48

ANTIQUE
BRUSHED
BRONZE

visible width

TRANSITION AND COMPENSATION PROFILES MADE OF ANODIZED ALUMINUM



Height (in)	Height (mm)	Item Number	MSRP
Length: 8' 2-1/2" (2.5 m)			
5/16	8.0	TR2-A080SAT-01	\$18.35
3/8	10.0	TR2-A100SAT-01	\$19.61
1/2	12.5	TR2-A125SAT-01	\$25.27

SATIN



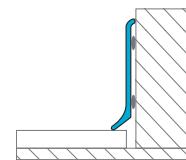
SKIRTING PROFILES

PAGE 56 - 57



SKIRTING PROFILES MADE OF ANODIZED ALUMINUM

with accessories/corners



Height (in)	Height (mm)	Item Number	MSRP
Length: 8' 2-1/2" (2.5 m)			
2-3/8	60.0	SK1-A060SAT-01	\$26.15
3-1/8	80.0	SK1-A080SAT-01	\$31.96

Height (in)	Height (mm)	Item Number	MSRP
Outside Corners			
2-3/8	60.0	SK1-A060SAT-04	\$9.56
3-1/8	80.0	SK1-A080SAT-04	\$9.56

Height (in)	Height (mm)	Item Number	MSRP
Inside Corners			
2-3/8	60.0	SK1-A060SAT-08	\$9.56
3-1/8	80.0	SK1-A080SAT-08	\$9.56

SATIN



OUTSIDE CORNERS



INSIDE CORNERS



Height (in)	Height (mm)	Item Number	MSRP
Length: 8' 2-1/2" (2.5 m)			
2-3/8	60.0	SK1-A060SNI-01	\$26.15
3-1/8	80.0	SK1-A080SNI-01	\$31.96

Height (in)	Height (mm)	Item Number	MSRP
Outside Corners			
2-3/8	60.0	SK1-A060SNI-04	\$9.56
3-1/8	80.0	SK1-A080SNI-04	\$9.56

Height (in)	Height (mm)	Item Number	MSRP
Inside Corners			
2-3/8	60.0	SK1-A060SNI-08	\$9.56
3-1/8	80.0	SK1-A080SNI-08	\$9.56

SATIN NICKEL



OUTSIDE CORNERS



INSIDE CORNERS




Height (in)	Height (mm)	Item Number	MSRP
Length: 8' 2-1/2" (2.5 m)			
2-3/8	60.0	SK1-A060BSL-01	\$80.84
3-1/8	80.0	SK1-A080BSL-01	\$106.04

Height (in)	Height (mm)	Item Number	MSRP
Outside Corners			
2-3/8	60.0	SK1-A060BSL-04	\$9.56
3-1/8	80.0	SK1-A080BSL-04	\$9.56

Height (in)	Height (mm)	Item Number	MSRP
Inside Corners			
2-3/8	60.0	SK1-A060BSL-08	\$9.56
3-1/8	80.0	SK1-A080BSL-08	\$9.56

BRUSHED STAINLESS STEEL LOOK



OUTSIDE CORNERS



INSIDE CORNERS



EXPANSION & MOVEMENT JOINT PROFILES

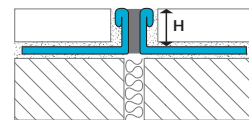
PAGE 58 - 61



EXPANSION & MOVEMENT JOINT PROFILES MADE OF STAINLESS STEEL 304

For thin bed applications. EPDM infill, visible widths:

5/16" (8 mm), (heights 1/8" - 9/16") / 11/32" (9 mm), (heights 43/64" - 1-3/16")



Height (in)	Height (mm)	Item Number	MSRP
Length: 8' 2-1/2" (2.5 m)			
1/8	3.0	EJ1-E030GRE-01	\$70.38
3/16	4.5	EJ1-E045GRE-01	\$71.82
1/4	6.0	EJ1-E060GRE-01	\$73.28
5/16	8.0	EJ1-E080GRE-01	\$74.78
3/8	10.0	EJ1-E100GRE-01	\$89.40
7/16	11.0	EJ1-E110GRE-01	\$91.62
1/2	12.5	EJ1-E125GRE-01	\$92.08
9/16	15.0	EJ1-E150GRE-01	\$95.01
3/4	20.0	EJ1-E200GRE-01	\$99.14
1	25.0	EJ1-E250GRE-01	\$106.01
1-3/16	30.0	EJ1-E300GRE-01	\$110.81

STAINLESS STEEL
W/ GREY INFILL

Height (in)	Height (mm)	Item Number	MSRP
Length: 8' 2-1/2" (2.5 m)			
1/8	3.0	EJ1-E030LBE-01	\$70.38
3/16	4.5	EJ1-E045LBE-01	\$71.82
1/4	6.0	EJ1-E060LBE-01	\$73.28
5/16	8.0	EJ1-E080LBE-01	\$74.78
3/8	10.0	EJ1-E100LBE-01	\$89.40
7/16	11.0	EJ1-E110LBE-01	\$91.62
1/2	12.5	EJ1-E125LBE-01	\$92.08
9/16	15.0	EJ1-E150LBE-01	\$95.01
3/4	20.0	EJ1-E200LBE-01	\$99.14
1	25.0	EJ1-E250LBE-01	\$106.01
1-3/16	30.0	EJ1-E300LBE-01	\$110.81

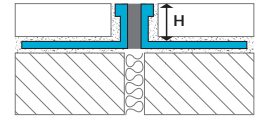
STAINLESS STEEL W/
LIGHT BEIGE INFILL

Height (in)	Height (mm)	Item Number	MSRP
Length: 8' 2-1/2" (2.5 m)			
1/8	3.0	EJ1-E030BLK-01	\$70.38
3/16	4.5	EJ1-E045BLK-01	\$71.82
1/4	6.0	EJ1-E060BLK-01	\$73.28
5/16	8.0	EJ1-E080BLK-01	\$74.78
3/8	10.0	EJ1-E100BLK-01	\$89.40
7/16	11.0	EJ1-E110BLK-01	\$91.62
1/2	12.5	EJ1-E125BLK-01	\$92.08
9/16	15.0	EJ1-E150BLK-01	\$95.01
3/4	20.0	EJ1-E200BLK-01	\$99.14
1	25.0	EJ1-E250BLK-01	\$106.01
1-3/16	30.0	EJ1-E300BLK-01	\$110.81


STAINLESS STEEL
W/ BLACK INFILL

EXPANSION & MOVEMENT JOINT PROFILES MADE OF ALUMINUM

For thin bed applications. EPDM infill, visible width: 3/8" (10 mm)




Height (in)	Height (mm)	Item Number	MSRP
Length: 8' 2-1/2" (2.5 m)			
1/8	3.0	EJ1-A030LBE-01	\$40.32
3/16	4.5	EJ1-A045LBE-01	\$41.14
1/4	6.0	EJ1-A060LBE-01	\$41.98
5/16	8.0	EJ1-A080LBE-01	\$42.84
3/8	10.0	EJ1-A100LBE-01	\$44.70
7/16	11.0	EJ1-A110LBE-01	\$46.74
1/2	12.5	EJ1-A125LBE-01	\$46.57
9/16	15.0	EJ1-A150LBE-01	\$48.66
5/8	16.0	EJ1-A160LBE-01	\$49.65
11/16	17.5	EJ1-A175LBE-01	\$50.04
3/4	20.0	EJ1-A200LBE-01	\$52.03
7/8	22.5	EJ1-A225LBE-01	\$54.63
1	25.0	EJ1-A250LBE-01	\$57.37
1-3/16	30.0	EJ1-A300LBE-01	\$60.24

ALUMINUM W/
LIGHT BEIGE
INFILL

Height (in)	Height (mm)	Item Number	MSRP
Length: 8' 2-1/2" (2.5 m)			
1/8	3.0	EJ1-A030GRE-01	\$40.32
3/16	4.5	EJ1-A045GRE-01	\$41.14
1/4	6.0	EJ1-A060GRE-01	\$41.98
5/16	8.0	EJ1-A080GRE-01	\$42.84
3/8	10.0	EJ1-A100GRE-01	\$44.70
7/16	11.0	EJ1-A110GRE-01	\$46.74
1/2	12.5	EJ1-A125GRE-01	\$46.57
9/16	15.0	EJ1-A150GRE-01	\$48.66
5/8	16.0	EJ1-A160GRE-01	\$49.65
11/16	17.5	EJ1-A175GRE-01	\$50.04
3/4	20.0	EJ1-A200GRE-01	\$52.03
7/8	22.5	EJ1-A225GRE-01	\$54.63
1	25.0	EJ1-A250GRE-01	\$57.37
1-3/16	30.0	EJ1-A300GRE-01	\$60.24

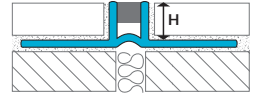
ALUMINUM W/
GREY INFILL

Height (in)	Height (mm)	Item Number	MSRP
Length: 8' 2-1/2" (2.5 m)			
1/8	3.0	EJ1-A030BLK-01	\$40.32
3/16	4.5	EJ1-A045BLK-01	\$41.14
1/4	6.0	EJ1-A060BLK-01	\$41.98
5/16	8.0	EJ1-A080BLK-01	\$42.84
3/8	10.0	EJ1-A100BLK-01	\$44.70
7/16	11.0	EJ1-A110BLK-01	\$46.74
1/2	12.5	EJ1-A125BLK-01	\$46.57
9/16	15.0	EJ1-A150BLK-01	\$48.66
5/8	16.0	EJ1-A160BLK-01	\$49.65
11/16	17.5	EJ1-A175BLK-01	\$50.04
3/4	20.0	EJ1-A200BLK-01	\$52.03
7/8	22.5	EJ1-A225BLK-01	\$54.63
1	25.0	EJ1-A250BLK-01	\$57.37
1-3/16	30.0	EJ1-A300BLK-01	\$60.24

ALUMINUM W/
BLACK INFILL


EXPANSION & MOVEMENT JOINT PROFILES MADE OF HARD-SOFT PVC

For thin bed applications. Visible width: 5/16" (8 mm)



Height (in)	Height (mm)	Item Number	MSRP
Length: 8' 2-1/2" (2.5 m)			
1/4	6.0	EJ2-P060MUS-01	\$18.74
5/16	8.0	EJ2-P080MUS-01	\$19.23
3/8	10.0	EJ2-P100MUS-01	\$20.12
1/2	12.5	EJ2-P125MUS-01	\$20.12

MUSHROOM



Height (in)	Height (mm)	Item Number	MSRP
Length: 8' 2-1/2" (2.5 m)			
1/4	6.0	EJ2-P060GRE-01	\$18.74
5/16	8.0	EJ2-P080GRE-01	\$19.23
3/8	10.0	EJ2-P100GRE-01	\$20.12
1/2	12.5	EJ2-P125GRE-01	\$20.12
9/16	15.0	EJ2-P150GRE-01	\$23.32

GREY




Height (in)	Height (mm)	Item Number	MSRP
Length: 8' 2-1/2" (2.5 m)			
1/4	6.0	EJ2-P080GGR-01	\$19.23
5/16	8.0	EJ2-P100GGR-01	\$20.12
3/8	10.0	EJ2-P125GGR-01	\$20.12
1/2	12.5	EJ2-P150GGR-01	\$23.32

GROUT GREY



Height (in)	Height (mm)	Item Number	MSRP
Length: 8' 2-1/2" (2.5 m)			
1/4	6.0	EJ2-P080RAV-01	\$19.23
5/16	8.0	EJ2-P100RAV-01	\$20.12
3/8	10.0	EJ2-P125RAV-01	\$20.12
1/2	12.5	EJ2-P150RAV-01	\$23.32

RAVEN



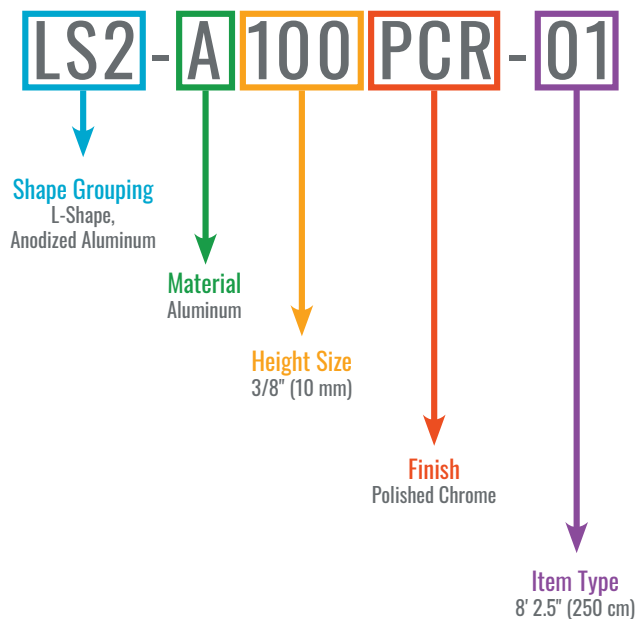
Height (in)	Height (mm)	Item Number	MSRP
Length: 8' 2-1/2" (2.5 m)			
1/4	6.0	EJ2-P060BLK-01	\$18.74
5/16	8.0	EJ2-P080BLK-01	\$19.23
3/8	10.0	EJ2-P100BLK-01	\$20.12
1/2	12.5	EJ2-P125BLK-01	\$20.12

BLACK



PART NUMBER EXPLANATION & CODES

Part Number Example

LS2-A100PCR-01

Code for Shape Type

CODE	SHAPE DESCRIPTION
LS1	L-SHAPE EDGE PROFILE MADE OF ALUMINUM
LS2	L-SHAPE EDGE PROFILE MADE OF ANODIZED ALUMINUM
LS3	L-SHAPE EDGE PROFILE MADE OF COLOR COATED ALUMINUM
LS4	L-SHAPE EDGE PROFILE MADE OF TEXTURE COATED ALUMINUM
LS5	L-SHAPE EDGE PROFILE MADE OF STAINLESS STEEL
LS6	L-SHAPE EDGE PROFILE MADE OF PLATED STAINLESS STEEL
LS8	L-SHAPE EDGE PROFILE MADE OF PVC
SQ2	SQUARE EDGE PROFILE MADE OF ANODIZED ALUMINUM
SQ3	SQUARE EDGE PROFILE MADE OF COLOR COATED ALUMINUM
SQ4	SQUARE EDGE PROFILE MADE OF TEXTURE COATED ALUMINUM
SQ5	SQUARE EDGE PROFILE MADE OF STAINLESS STEEL
RO2	ROUND EDGE PROFILE MADE OF ANODIZED ALUMINUM
RO3	ROUND EDGE PROFILE MADE OF COLOR COATED ALUMINUM
RO4	ROUND EDGE PROFILE MADE OF TEXTURE COATED ALUMINUM
RO5	ROUND EDGE PROFILE MADE OF STAINLESS STEEL
RO8	ROUND EDGE PROFILE MADE OF PVC

CODE	SHAPE DESCRIPTION
FP1	FINISHING PROFILES - STYLE 1 (135° INCLINE)
DB1	DECORATIVE BORDER PROFILES - STYLE 1 (1" WIDE)
CO2	COVE PROFILES - STYLE 2 (SINGLE MOUNTING LEG)
TS1	T-SHAPE PROFILES
SN1	STAIR NOSING PROFILE - STYLE 1 (FLORENTINE)
SK1	SKIRTING PROFILE
TR1	TRANSITION PROFILE - STYLE 1 (ABUTTING)
TR2	TRANSITION PROFILE - STYLE 2 (OVERHANGING)
EJ1	EXPANSION & MOVEMENT JOINT PROFILE - STYLE 1 (7/16" WIDE)
EJ2	EXPANSION & MOVEMENT JOINT PROFILE - STYLE 2 (3/16" WIDE)

PART NUMBER EXPLANATION & CODES

Code for Material Type

CODE	TYPE OF MATERIAL
A	ALUMINUM
E	STAINLESS STEEL 304
M	BRASS
P	PVC

Code for Profile Height

CODE	INCHES	MILLIMETERS
020	5/64	2.0
030	1/8	3.0
045	3/16	4.5
060	1/4	6.0
070	9/32	7.0
080	5/16	8.0
090	11/32	9.0
100	3/8	10.0
110	7/16	11.0
120	15/32	12.0
125	1/2	12.5
150	9/16	15.0
160	5/8	16.0
175	11/16	17.5
200	3/4	20.0
210	13/16	21.0
225	7/8	22.5
250	1	25.0
300	1-3/16	30.0

Code for Part Type

CODE	PART DESCRIPTION
01	8'-2.5" PROFILE
02	10' PROFILE
04	OUTSIDE CORNER
08	INSIDE CORNER
11	INSIDE/OUTSIDE CORNER
14	ENDCAP
15	CONNECTOR




FINISH AND COLOR SWATCHES & CODES

STAINLESS STEEL

GLOSS
GLOBRUSHED
BRUCHROME
PLATED
CRPGOLD GLOSS
GLGBLACK GLOSS
BLG

ALUMINUM

NATURAL
NAT

ANODIZED ALUMINUM

SATIN
SATPOLISHED
CHROME
PCRBRUSHED
CHROME
BCRSATIN NICKEL
SNIPOLISHED
NICKEL
PNIBRUSHED
NICKEL
BNIBRUSHED
STAINLESS
STEEL LOOK
BSLSATIN BRASS
SBRBRUSHED
BRASS
BBRBRUSHED
COPPER
BCUANTIQUE
BRUSHED
BRONZE
ABBBRUSHED
GRAPHITE
BGRHIGH GLOSS
BLACK
HGBBRUSHED
HIGH GLOSS
BLACK
BBL

FINISH AND COLOR SWATCHES & CODES

COLOR COATED ALUMINUM, TEXTURED COATED ALUMINUM, AND PVC FINISHES

BRILLIANT WHITE BW ^H		MATTE BRILLIANT WHITE MB ^W		BRIGHT WHITE BR ^W	
SAUTERNE SA ^U		FOSSIL FO ^S		IRON IRO	
LIGHT PEWTER LI ^P		ALMOND AL ^M		SILK SI ^L	
ANTIQUE WHITE AN ^W		IVORY IVO		MUSHROOM MU ^S	
WALNUT WA ^L		SAND PEBBLE SP ^E		BUTTER CREAM BU ^C	
TOASTED ALMOND TA ^L		MARBLE BEIGE MB ^E		LATTE LA ^T	
PARCHMENT PA ^R		SAND BEIGE SA ^B		DESERT KHAKI DK ^H	
GREIGE GR ^G		HEMP HE ^M		LIGHT BEIGE LI ^B E	
HOT COCOA HO ^C		TERRA COTTA TE ^C		QUARRY RED QU ^R	
CHESTNUT BROWN CB ^R		ESPRESSO ES ^P		MOCHA MO ^C	
AUTUMN GREEN AU ^G		TWILIGHT BLUE TW ^B		PLATINUM PL ^A	

Finishes and color swatches are guides only. LATICRETE does not warrant color matching to this color chart or to any color guide produced. Actual shade and texture will depend on job site conditions, lighting, installation techniques and types/color of the product used, and may vary from the finishes/colors shown. Verify actual appearance and compatibility before installing. No claims for color shade variations will be honored. The colors and finishes shown may not be available in all profile materials, shapes, and sizes. Contact customer service or your LATICRETE Sales Representative for confirmation.

FINISH AND COLOR SWATCHES & CODES

COLOR COATED ALUMINUM, TEXTURED COATED ALUMINUM, AND PVC FINISHES CONTINUED

SLATE GREY
SLGFROSTY
FROMINK
MINMANHATTAN
GREY
MHGSILVER
SHADOW
SISSTEAMSHIP
STESMOKE GREY
SMGSTORMY GREY
SGRGROUT GREY
GGRSTERLING
SILVER
STSNATURAL
GREY
NAGSTONE GREY
STGSANDSTONE
SASDUSTY GREY
DUGRAVEN
RAVMIDNIGHT
BLACK
MIBBLACK
BROWN
BLBMATTE BLACK
MBLBLACK
BLK

INFILL COLORS FOR EXPANSION & MOVEMENT JOINT PROFILES

LIGHT BEIGE
LBEGREY
GREBLACK
BLK

Finishes and color swatches are guides only. LATICRETE does not warrant color matching to this color chart or to any color guide produced. Actual shade and texture will depend on job site conditions, lighting, installation techniques and types/color of the product used, and may vary from the finishes/colors shown. Verify actual appearance and compatibility before installing. No claims for color shade variations will be honored. The colors and finishes shown may not be available in all profile materials, shapes, and sizes. Contact customer service or your LATICRETE Sales Representative for confirmation.

PROFILES MATERIAL CHARACTERISTICS & MAINTENANCE

STAINLESS STEEL 304

The ultimate in durability, stainless steel exhibits superior resistance to a range of chemicals including diluted acids and alkalis. Caution should be exercised to prevent contact with hydrochloric acid. Always use tools specifically designed for cutting stainless steel and avoid cross-contamination from other ferrous materials. Prompt removal of burrs is imperative to mitigate the risk of potential flash rusting. For applications where superior corrosion and chemical resistance are necessary, stainless steel profiles are available in grade 316L.



ALUMINUM

Engineered for balanced strength and resilience, natural aluminum profiles are designed to excel in a range of applications. The material's adaptability and sleek appearance make it a popular choice. Natural aluminum profiles are sensitive to alkaline chemicals found in cementitious mortars and grouts resulting in oxidation spots that are very difficult to remove. Immediately after installation, remove any mortar or grout residue from visual surfaces using soap and clean water. For regular maintenance, opt for pH-neutral cleaning solutions and avoid the use of acidic or abrasive cleaners.



ANODIZED ALUMINUM

Anodizing is a surfacing technique that elevates aluminum profiles to new heights of visual appeal. With an array of popular finishes, anodized aluminum can transform ordinary spaces, however, they are sensitive to scratches and potential discoloration when exposed to alkaline chemicals found in cementitious mortars and grouts. Immediately after installation, remove any mortar or grout residue from visible surfaces using soap and clean water. For regular maintenance, opt for pH-neutral cleaning solutions and avoid the use of acidic or abrasive cleaners.



COLOR AND TEXTURE COATED ALUMINUM

The pinnacle in design and color selection, color-coated profiles have a sleek glossy finish while texture-coated have an elegant textured matte surface. Both use a specialized powder coating process that produces durable, UV-stable, and good chemical-resistant profiles but they can be susceptible to scratches. Immediately after installation, remove any mortar or grout residue from visible surfaces using soap and clean water. For regular maintenance, opt for pH-neutral cleaning solutions and avoid the use of acidic or abrasive cleaners.



BRASS

Designed for durability, brass exudes timeless elegance. While it naturally develops a charming patina over time, its beauty remains unmatched. In humid or damp areas or when subject to aggressive cleaning, oxidation will increase, and staining may occur. For those seeking to restore its lustrous shine, specialized cleaning pastes are available, ensuring your brass profiles maintain their exquisite allure. Immediately after installation, remove any mortar or grout residue from visible surfaces using soap and clean water. For regular maintenance, opt for pH-neutral cleaning solutions and avoid the use of acidic or abrasive cleaners.



PVC

Ideal for use in areas subject to light impact and minimal wear, PVC profiles are for indoor applications only. PVC profiles offer moderate chemical resistance against diluted acids and alkalis including chlorinated water. Consistent UV exposure may cause fading and color differences. Immediately after installation, remove any mortar or grout residue from visible surfaces using soap and clean water. For regular maintenance, opt for pH-neutral cleaning solutions and avoid the use of acidic or abrasive cleaners.



- When laying and grouting metal profiles and trims (aluminum, stainless steel and brass), adhesive and grouting materials must be removed immediately with fresh clear water and a soft, non-scratching sponge in order to avoid corrosion damage to the profiles.
- Do not use acidic (e.g. cement residue remover) or alkaline cleaning agents in combination with all metal profiles.
- Clean with clear water and dry a linen cloth.

SERVICE TERMS

ORDER PLACEMENT

- Purchases for LATICRETE Profiles & Trims **must be placed on a separate purchase order** and cannot be combined on purchase orders with other LATICRETE products.
- Purchase orders are accepted via EDI and E-Mail at ProfileOrders@laticrete.com.
- Purchase orders must contain the following:
 1. Purchase order number (required)
 2. Ship to full name, address and phone number
 3. Purchasing agent contact name and phone number
 4. LATICRETE item numbers, quantity, unit of measure & unit price
 5. Customer requested ship date if needed
 6. Detailed shipping instructions or special requests (ex. Next day air, lift gate)

PAYMENT TERMS

- Follow existing customer specific payment terms.
- Past due accounts are subject to a 1.5% per month charge and will be placed on Collect on Delivery, or Collect in Advance.

DELIVERY TERMS

- Orders returned to LATICRETE due to Customer's inability to accept or unload are subject to re-consignment, detention or holding fees to be charged back to the customer
- FOB LATICRETE Plant

SPECIAL ORDER, CUSTOM OR ANYCOLOR ITEMS

- A written purchase order is required.
- Special order, Custom or AnyColor items are not cancelable or returnable.
- Special Order, Custom or AnyColor orders ship directly to Distributor and may not be picked-up or drop shipped to end user.

SHIPPING / FREIGHT CHARGES

Standard Freight (Best Method)

Order Value	Up to \$500	\$500-\$999	\$1000-\$1999	\$2000-\$2999	>\$3000
Standard Freight Fee	\$50 USD \$75 CAD	\$75 USD \$100 CAD	\$100 USD \$150 CAD	\$125 USD \$200 CAD	Free

Express Freight

Order Value	Up to \$500	\$500-\$999	\$1000-\$1999	\$2000-\$2999	>\$3000
Next Day Freight Fee	\$150 USD \$200 CAD	\$225 USD \$300 CAD	\$300 USD	\$375 USD	Priced at Shipment
2nd Day Freight Fee	\$115 USD \$150 CAD	\$172.50 USD \$225 CAD	\$230 USD \$300 CAD	\$278.50 USD \$400 CAD	Priced at Shipment

- LATICRETE Profiles & Trims ship with Standard Freight Fee (Best Method) unless otherwise noted on purchase order.
- Fees for Standard and Express Freight order value calculated based on published MSRP price.
- LATICRETE Profiles & Trims will always ship via LATICRETE's preferred carrier prepaid freight. Freight is charged to the order accordingly.
- 10' profiles are not eligible for Standard Freight Fee Rates and are priced at the time of order placement.
- Third-party and drop-ship orders are subject to an additional 10% handling fee.
- Orders received by 11am will ship the same day.
- Orders received after 11am will ship the following business day.
 - Shipping windows start when order is released from any holds and are subject to product availability.
 - Holidays and weekends are excluded from calculations.
 - LATICRETE does not provide unloading equipment for shipments.

SERVICE TERMS CONTINUED

CHANGES TO PURCHASE ORDERS PLACED

- **Additions** of another item or quantity from existing purchase orders must be made to Customer Service via email at ProfileOrders@laticrete.com, additions will be processed as a separate order.
- **Removal/Cancellations** for same day shipments are not available.
- **Change requests** after purchase orders are processed are very limited and will not be possible after the order has been released to the shipping department. If possible, the ship date will be “reset” to ship the next business day.
 - May be subject to a 10% fee & carrier cancellation fee (carrier cancellation fees ranging from \$250-\$350) if picked, packed and/or scheduled.

BACKORDERS

- Communicated to customers via automatic electronic backorder notifications email.
- Once the backorder becomes available, items will ship via freight prepaid.
- All backorders will remain open unless requested to cancel via email to the customer service department at ProfileOrders@laticrete.com.

CLAIMS / RETURNS

- LATICRETE shall not accept any returns unless specifically authorized in writing, which may be granted or withheld in LATICRETE's sole and absolute discretion.
- Claims submission about shortages, overages, or damages are required to be reported to Customer Service at ProfileOrders@laticrete.com, within 72 hours from receipt of shipment, any claims made after 72 hours of receipt will be denied.
- Claims require the following information:
 1. Purchase order number
 2. LATICRETE item #
 3. Quantity
 4. Reason for claim
 - a. **If damaged claim** – Must provide a supporting photo(s) of the damaged product, a copy of the delivery receipt noting damage, and must note damage on the carrier's copy of the delivery receipt.
 - b. **If shortage claim** – Receiver must sign the carrier's copy of the delivery receipt noting shortage of the product.
 - c. **If wrong product received** – Must provide a supporting photo(s) of the product received. The Customer Service Department will send you an RMA for the wrong product and enter a new order to be shipped as soon as possible.
- 5. Any returns exceeding a total of \$5K are subject to review prior to the issuance of a return material authorization back to LATICRETE (RMA). Return authorizations expire if not returned within 30 days of issuance.

6. Returns are subject to the lowest invoice price charged

7. Customer is responsible for cost of freight on returns

All Credits are subject to approval and will be issued as an A/R credit

RETURN GUIDELINES

- Material returns require an RMA/RGA request for a return #
- Return request must contain the following information for processing:
 1. Purchase order number
 2. LATICRETE item number
 3. Quantity
 4. Reason for return
- No restocking fee for returns requested within 72 hours from invoice date
- 30% restocking fee applies for returns greater than 72 hours from invoice date.
- 10% additional restocking fee applies if repackaging or rework is required.
- 100% restocking fee applies for any return product that is identified as scrap.
- Returns denied if:
 - Greater than 3 months from invoice date
 - Discontinued or obsolete material
 - Damaged or expired material
- Customer is responsible for cost of freight on returns.
- No Credit or Refund will be given on any returned product that is identified as scrap.

NOTIFICATIONS

- Electronic Order Confirmation, Shipping & Backorder Acknowledgments are available, contact Customer Service at ProfileOrders@laticrete.com to request or update your contact information.
- Electronic invoices are available, contact Accounts Receivable at LaticreteAR@laticrete.com to request or update existing contacts.
- For any of your customer service needs relating to LATICRETE Profiles & Trims, please contact customer service at ProfileOrders@laticrete.com.
- Terms and conditions are subject to change. Please contact your Sales or Customer Service Representative for the latest version.

COMPLIANCE

You shall comply with all laws, rules, orders and regulations of governmental authorities applicable to the sale of products by LATICRETE to customer, including all applicable anti-corruption and export control laws of the United States and any other jurisdiction applicable to your activities.

Create a Cohesive Look.

Choose from 40 popular colors to coordinate LATICRETE® Profiles & Trims, Grouts, and Caulks & Sealants.

Natural

Calming
and Sophisticated



Earthy

Grounding
and Charming



Coastal

Dramatic
and Tranquil




44 Bright White	18 Sauterne	93 Fossil
97 Iron	90 Light Pewter	85 Almond
03 Silk	23 Antique White	39 Mushroom
94 Walnut	81 Butter Cream	52 Toasted Almond
17 Marble Beige	40 Latte	61 Parchment
30 Sand Beige	56 Desert Khaki	27 Hemp
57 Hot Cocoa	58 Terra Cotta	46 Quarry Red
66 Chestnut Brown	59 Espresso	35 Mocha
67 Autumn Green	53 Twilight Blue	42 Platinum
91 Slate Grey	09 Frosty	95 Mink
88 Silver Shadow	96 Steamship	89 Smoke Grey
87 Stormy Grey	78 Sterling Silver	24 Natural Grey
34 Sandstone	60 Dusty Grey	45 Raven
22 Midnight Black		



**GROUT
COLOR**

Take Your Design to the Edge™

*Now offering
Profiles & Trims!*



One Source. Limitless Capabilities.

With an extensive selection of shapes, sizes, and finishes for profiles and trims, we make it even easier for you to find a complete system solution from the substrate up. Unlock a world of possibilities with LATICRETE.



Learn more at
laticrete.com/profiles
or scan for more information.





For more information
visit [laticrete.com/profiles](https://www.laticrete.com/profiles)