

# LATICRETE INTERNATIONAL ACOUSTICAL PERFORMANCE TEST REPORT

## SCOPE OF WORK

ASTM E90, ASTM E492, AND ASTM E2179 TESTING ON  
CERAMIC TILE OVER LATICRETE 170 3 MM RUBBER UNDERLAYMENT

## SPECIMEN TYPE

Concrete Slab - 152 mm

## REPORT NUMBER

S8152.01-113-11-R0

## TEST DATE

07/22/25

## ISSUE DATE

08/29/25

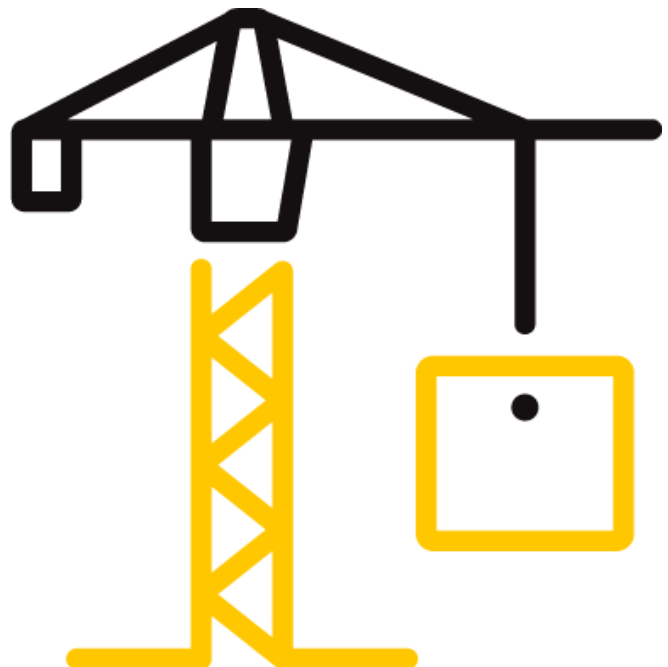
## PAGES

17

## DOCUMENT CONTROL

RTTDS-R-AMER-Test-2844 (03/23/22)

© 2017 INTERTEK



**TEST REPORT FOR LATICRETE INTERNATIONAL**

Report No.: S8152.01-113-11-R0

Date: 08/29/25

**REPORT ISSUED TO**

**LATICRETE INTERNATIONAL**

One Laticrete Park North - 91 Amity Road  
Bethany, Connecticut 06524-3423

**SECTION 1**

**SCOPE**

Architectural Testing, Inc. (an Intertek company) dba Intertek Building & Construction (B&C) was contracted by Laticrete International to perform testing in accordance with ASTM E90, ASTM E492, AND ASTM E2179 on Ceramic Tile over Laticrete 170 3 mm Rubber Underlayment. Results obtained are tested values and were secured by using the designated test methods. Testing was conducted in the VT test chambers at Intertek B&C located in York, Pennsylvania.

This report does not constitute certification of this product nor an opinion or endorsement by this laboratory.

**SECTION 2**

**SUMMARY OF TEST RESULTS**

<b>DATA FILE NO.</b>	S8152.01
<b>SERIES/MODEL:</b>	Ceramic Tile over Laticrete 170 3 mm Rubber Underlayment
<b>STC</b>	53
<b>IIC</b>	50
<b>ΔIIC</b>	20
<b>HIIC</b>	50
<b>ΔHIIC</b>	21

**COMPLETED BY:** Corey S. Kohler  
Technician - Acoustical  
**TITLE:** Testing  
**SIGNATURE:**  
**DATE:** 08/29/25

**REVIEWED BY:** Daniel B. Mohler  
Project Manager - Acoustical  
**TITLE:** Testing  
**SIGNATURE:**  
**DATE:** 08/29/25

This report is for the exclusive use of Intertek's Client and is provided pursuant to the agreement between Intertek and its Client. Intertek's responsibility and liability are limited to the terms and conditions of the agreement. Intertek assumes no liability to any party, other than to the Client in accordance with the agreement, for any loss, expense or damage occasioned by the use of this report. Only the Client is authorized to permit copying or distribution of this report and then only in its entirety. Any use of the Intertek name or one of its marks for the sale or advertisement of the tested material, product or service must first be approved in writing by Intertek. The observations and test results in this report are relevant only to the sample(s) tested. This report by itself does not imply that the material, product, or service is or has ever been under an Intertek certification program.



**TEST REPORT FOR LATICRETE INTERNATIONAL**

Report No.: S8152.01-113-11-R0

Date: 08/29/25

**SECTION 3****TEST METHODS**

The specimen was evaluated in accordance with the following:

**ASTM E90-23**, *Standard Test Method for Laboratory Measurement of Airborne Sound Transmission Loss of Building Partitions*

**ASTM E413-22**, *Classification for Rating Sound Insulation*

**ASTM E492-22**, *Standard Test Method for Laboratory Measurement of Impact Sound Transmission Through Floor-Ceiling Assemblies Using the Tapping Machine*

**ASTM E2179-21**, *Standard Test Method for Laboratory Measurement of the Effectiveness of Floor Coverings in Reducing Impact Sound Transmission Through Concrete Floors*

**ASTM E989-21**, *Classification for Determination of Impact Insulation Class (IIC)*

**ASTM E2235-04 (2020)**, *Standard Test Method for Determination of Decay Rates for Use in Sound Insulation Test Methods*

**ASTM E3222-20**, *Standard Classification for Determination of High-Frequency Impact Sound Ratings*

**SECTION 4****MATERIAL SOURCE/INSTALLATION**

The full test specimen was assembled on the day of testing by B&C. All materials provided by the client were installed on an existing B&C assembly (Concrete Slab - 152 mm) utilizing B&C-supplied materials. The assembly was installed in a steel test frame which was installed into the opening between the source and receive rooms in the test chamber. The test frame was isolated from the structure with dense neoprene gasket.

The total weight of the floor/ceiling assembly was 4217.2 kg. B&C will store samples of the test specimen for four years. Photographs of the test specimen are included in the report. A drawing of the test specimen is included in the report.

B&C will service this report for the entire test record retention period. Test records, such as detailed drawings, datasheets, representative samples of test specimens, or other pertinent project documentation, will be retained by B&C for the entire test record retention period.

Unless differently required, Intertek reports apply the "Simple Acceptance" rule, also called "Shared Risk approach," of ILAC-G8:09/2019, Guidelines on Decision Rules and Statements of Conformity.

## TEST REPORT FOR LATICRETE INTERNATIONAL

Report No.: S8152.01-113-11-R0

Date: 08/29/25

### SECTION 5 EQUIPMENT

INSTRUMENT	MANUFACTURER	MODEL	DESCRIPTION	ASSET #	CAL DATE	
2-Channel Analog Input	National Instruments	NI 9250	2-Channel Analog Input	INT02672	10/24	*
2-Channel Analog Input	National Instruments	NI 9250	2-Channel Analog Input	INT02673	10/24	*
2-Channel Analog Input	National Instruments	NI 9250	2-Channel Analog Input	INT02674	10/24	*
2-Channel Analog Input	National Instruments	NI 9250	2-Channel Analog Input	INT02675	10/24	*
2-Channel Analog Input	National Instruments	NI 9250	2-Channel Analog Input	INT02676	10/24	*
2-Channel Analog Input	National Instruments	NI 9250	2-Channel Analog Input	INT02677	10/24	*
2-Channel Analog Output	National Instruments	NI 9260	2-Channel Analog Output	INT02611	N/A	*
Microphone Calibrator	Norsonic	34093	Acoustical Calibrator	65105	08/24	
Receive Room Microphone	PCB Piezotronics	378C20	Microphone and Preamplifier	64908	01/25	
Receive Room Microphone	PCB Piezotronics	378B20	Microphone and Preamplifier	INT037389	10/24	
Receive Room Microphone	PCB Piezotronics	378B20	Microphone and Preamplifier	INT03720	10/24	
Receive Room Microphone	PCB Piezotronics	378B20	Microphone and Preamplifier	64903	07/24	
Receive Room Microphone	PCB Piezotronics	378B20	Microphone and Preamplifier	64902	09/24	
Receive Room Environmental Indicator	Comet	T7510	Temperature and Humidity Transmitter	63810	09/24	
				63811	09/24	
Source Room Microphone	PCB Piezotronics	378C20	Microphone and Preamplifier	63745	07/24	
Source Room Microphone	PCB Piezotronics	378C20	Microphone and Preamplifier	64340	09/24	
Source Room Microphone	PCB Piezotronics	378C20	Microphone and Preamplifier	INT037389	10/24	
Source Room Microphone	PCB Piezotronics	378C20	Microphone and Preamplifier	64909	07/24	
Source Room Microphone	PCB Electronics	378C20	Microphone and Preamplifier	64911	09/24	
Source Room Environmental Indicator	Comet	T7510	Temperature and Humidity Transmitter	63812	11/24	
Tapping Machine	Norsonic	Nor277	Tapping Machine	INT00936	07/24	

\* The calibration frequency for this equipment is every two years per the manufacturer's recommendation.

<b>VT RECEIVE ROOM VOLUME</b>	158.86 m <sup>3</sup>
<b>VT SOURCE ROOM VOLUME</b>	190 m <sup>3</sup>

### SECTION 6 LIST OF OFFICIAL OBSERVERS

NAME	COMPANY
Corey S. Kohler	Intertek B&C
Daniel B. Mohler	Intertek B&C

## **TEST REPORT FOR LATICRETE INTERNATIONAL**

Report No.: S8152.01-113-11-R0

Date: 08/29/25

### **SECTION 7**

#### **TEST PROCEDURE**

The microphones were calibrated before conducting the tests. The air temperature and relative humidity conditions were monitored and recorded during all measurements. The average temperature and humidity of both the source and receive rooms are listed in Sections 10 and 11. The maximum and minimum temperatures and humidities of the receive room from the duration of the test are listed in Sections 12 through 15.

The airborne transmission loss test was conducted in accordance with the ASTM E90 test method using the single direction method. Two background noise sound pressure level and five sound absorption measurements were conducted at each of five microphone positions. Two sound pressure level measurements were made simultaneously in both rooms, at each of five microphone positions.

The impact sound transmission test was conducted in accordance with the ASTM E492 test method. Two background noise sound pressure level, two sound pressure level measurements with the tapping machine operating at each position specified by ASTM E492, and five sound absorption measurements were conducted at each of five microphone positions.

The delta impact insulation test was conducted in accordance with ASTM E2179 test method. In addition to the impact sound transmission test, two sound pressure level measurements with the tapping machine operating at each position specified by ASTM E492 with only the concrete slab installed were conducted at each of five microphone positions.

Detailed test procedures, data for flanking limit tests, repeatability measurements, and reference specimen tests are available upon request.

### **SECTION 8**

#### **TEST CALCULATIONS**

The STC (Sound Transmission Class), IIC (Impact Insulation Class), HIIC (High-Frequency Impact Insulation Class), and  $\Delta$ IIC (Delta Impact Insulation Class) ratings were calculated in accordance with ASTM E413, ASTM E989, ASTM E3222, and ASTM E2179, respectively.

## TEST REPORT FOR LATICRETE INTERNATIONAL

Report No.: S8152.01-113-11-R0

Date: 08/29/25

### SECTION 9

#### TEST SPECIMEN DESCRIPTION

MATERIAL	DIMENSIONS (mm)	THICKNESS (mm)	MANUFACTURER AND SERIES	QUANTITY	AVERAGE WEIGHT
Ceramic Tile	295.3 by 295.3	7.5	Daltile	10.98 m <sup>2</sup>	15.77 kg/m <sup>2</sup>
	Note: Laticrete Permacolor grout was placed into the 6.35 mm joints between the ceramic tile and wiped clean. The tile was back-buttered and placed with light pressure onto a bed of Laticrete 254 Platinum mortar on the underlayment. The mortar was set using a 6.35 mm by 6.35 mm trowel. Both the grout and mortar were allowed to cure to manufacturer's specifications.				
Rubber Underlayment	3023 by 1219	3.0	Laticrete 170	10.98 m <sup>2</sup>	2.1 kg/m <sup>2</sup>
	Note: Loose laid				
Concrete Slab	3023 by 3632	152.4	5000 PSI	10.98 m <sup>2</sup>	366.18 kg/m <sup>2</sup>
	Note: Installed in a test frame flush to the source room. Mats of #5 reinforcing bars were placed 25.4 mm from both the top and bottom of the slab, with bars spaced on 305 mm centers in both directions. No noticeable shrinkage or cracking was visible on the specimen.				

# TEST REPORT FOR LATICRETE INTERNATIONAL

Report No.: S8152.01-113-11-R0

Date: 08/29/25

## SECTION 10

### TEST RESULTS - AIRBORNE SOUND TRANSMISSION LOSS

TEST DATE	7/22/2025				
DATA FILE NO.	S8152.01				
CLIENT	Laticrete International				
DESCRIPTION	7.5 mm Daltile Ceramic Tile, 3 mm Laticrete 170 Rubber Underlayment, 152.4 mm 5000 PSI Concrete Slab				
SPECIMEN AREA	10.98 m <sup>2</sup>	Receive Temp.	25°C	Source Temp.	17.4°C
TECHNICIAN	CSK	Receive Humidity	54%	Source Humidity	54%



FREQ (Hz)	BACKGROUND SPL (dB)	ABSORPTION m <sup>2</sup>	SOURCE SPL (dB)	RECEIVE SPL (dB)	SPECIMEN TL (dB)	95% SAMPLING LIMIT (dB)	NUMBER OF DEFICIENCIES
50	36.1	26.8	95	56	37	4.6	-
63	45.4	18.8	94	57	36	3.2	-
80	36.9	13.5	104	69	35	4.4	-
100	33.3	10.2	102	62	41	1.7	-
125	27.3	10.2	108	71	38	1.9	0
160	31.9	10.0	101	66	35	1.8	5
200	28.3	10.0	98	63	35	1.0	8
250	29.4	10.5	99	58	42	0.8	4
315	20.5	10.5	99	56	44	0.7	5
400	20.1	9.6	97	52	46	0.7	6
500	19.0	8.3	99	49	52	0.6	1
630	16.7	8.2	100	45	56	0.5	0
800	17.0	8.1	100	41	61	0.4	0
1000	18.6	8.2	100	38	63	0.5	0
1250	20.0	8.2	100	37	65	0.3	0
1600	15.9	8.3	100	35	66	0.2	0
2000	13.6	8.8	100	35	67	0.2	0
2500	12.5	9.7	99	36	64	0.4	0
3150	11.4	10.4	99	32	68	0.5	0
4000	9.0	11.1	100	28	72	0.4	0
5000	9.0	11.7	100	25	75	0.4	-
6300	9.6	13.1	93	13	80	0.5	-
8000	10.0	20.5	92	10	80	1.0	-
10000	10.7	20.5	87	6	79	0.9	-
STC Rating	53	(Sound Transmission Class)			Sum of Deficiencies	29	

#### Notes:

- 1) Receive Room levels less than 6 dB above the Background levels are highlighted in yellow.
- 2) Specimen TL levels listed in red are potentially limited by the laboratory flanking limit.
- 3) Specimen TL levels listed in blue indicate the lower limit of the transmission loss.
- 4) Specimen TL levels listed in green indicate that there has been a filler wall correction applied

**TEST REPORT FOR LATICRETE INTERNATIONAL**

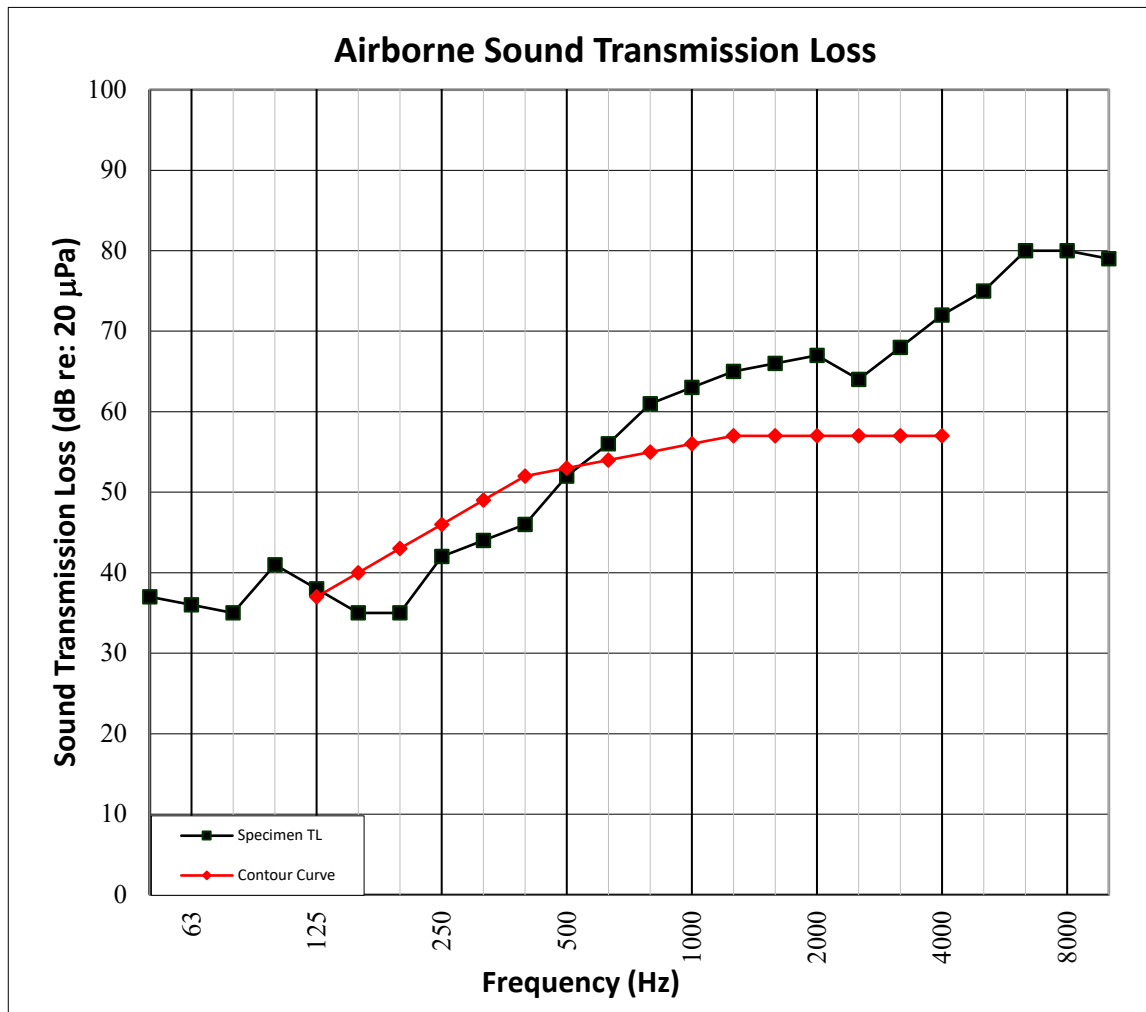
Report No.: S8152.01-113-11-R0

Date: 08/29/25

**SECTION 11**

**TEST RESULTS - AIRBORNE SOUND TRANSMISSION LOSS GRAPH**

<b>TEST DATE</b>	7/22/2025				
<b>DATA FILE NO.</b>	S8152.01				
<b>CLIENT</b>	Laticrete International				
<b>DESCRIPTION</b>	7.5 mm Daltile Ceramic Tile, 3 mm Laticrete 170 Rubber Underlayment, 152.4 mm 5000 PSI Concrete Slab				
<b>SPECIMEN AREA</b>	10.98 m <sup>2</sup>	<b>Receive Temp.</b>	25°C	<b>Source Temp.</b>	17.4°C
<b>TECHNICIAN</b>	CSK	<b>Receive Humidity</b>	54%	<b>Source Humidity</b>	54%



**TEST REPORT FOR LATICRETE INTERNATIONAL**

Report No.: S8152.01-113-11-R0

Date: 08/29/25

**SECTION 12**
**TEST RESULTS - IMPACT SOUND TRANSMISSION**

<b>TEST DATE</b>	7/22/2025				
<b>DATA FILE NO.</b>	S8152.01				
<b>CLIENT</b>	Laticrete International				
<b>DESCRIPTION</b>	7.5 mm Daltile Ceramic Tile, 3 mm Laticrete 170 Rubber Underlayment, 152.4 mm 5000 PSI Concrete Slab				
<b>SPECIMEN AREA</b>	10.98 m <sup>2</sup>	<b>Maximum Temp.</b>	25.2°C	<b>Minimum Temp.</b>	24.9°C
<b>TECHNICIAN</b>	CSK	<b>Max. Humidity</b>	54%	<b>Min. Humidity</b>	53%



FREQ (Hz)	BACKGROUND SPL (dB)	ABSORPTION m <sup>2</sup>	NORMALIZED IMPACT SPL (dB)	95% SAMPLING LIMIT (dB)	NUMBER OF DEFICIENCIES
50	38.5	27.3	58	2.0	-
63	43.8	21.6	52	3.4	-
80	36.1	14.0	54	2.4	-
100	27.7	10.8	55	1.6	0
125	26.5	10.4	56	1.3	0
160	25.0	9.6	63	1.2	1
200	21.6	10.1	63	0.8	1
250	19.4	10.7	65	0.8	3
315	18.7	9.7	67	0.6	5
400	18.7	9.2	66	0.3	5
500	17.5	8.5	65	0.6	5
630	21.5	8.2	61	0.6	2
800	17.3	8.2	62	0.6	4
1000	18.0	8.3	58	0.5	1
1250	18.8	8.2	54	0.5	0
1600	15.4	8.5	47	0.5	0
2000	13.7	8.8	37	0.5	0
2500	12.3	9.7	32	0.7	0
3150	10.3	10.4	29	0.5	0
4000	8.4	10.9	23	0.7	-
5000	8.6	11.6	17	0.8	-
6300	9.2	13.0	11	0.5	-
8000	9.8	16.4	11	0.4	-
10000	10.7	16.4	12	0.5	-
<b>IIC Rating</b>	<b>50</b>	<i>(Impact Insulation Class)</i>		<b>Sum of Deficiencies</b>	<b>27</b>

**Notes:** Receive Room levels less than 5 dB above the Background levels are highlighted in yellow.

**TEST REPORT FOR LATICRETE INTERNATIONAL**

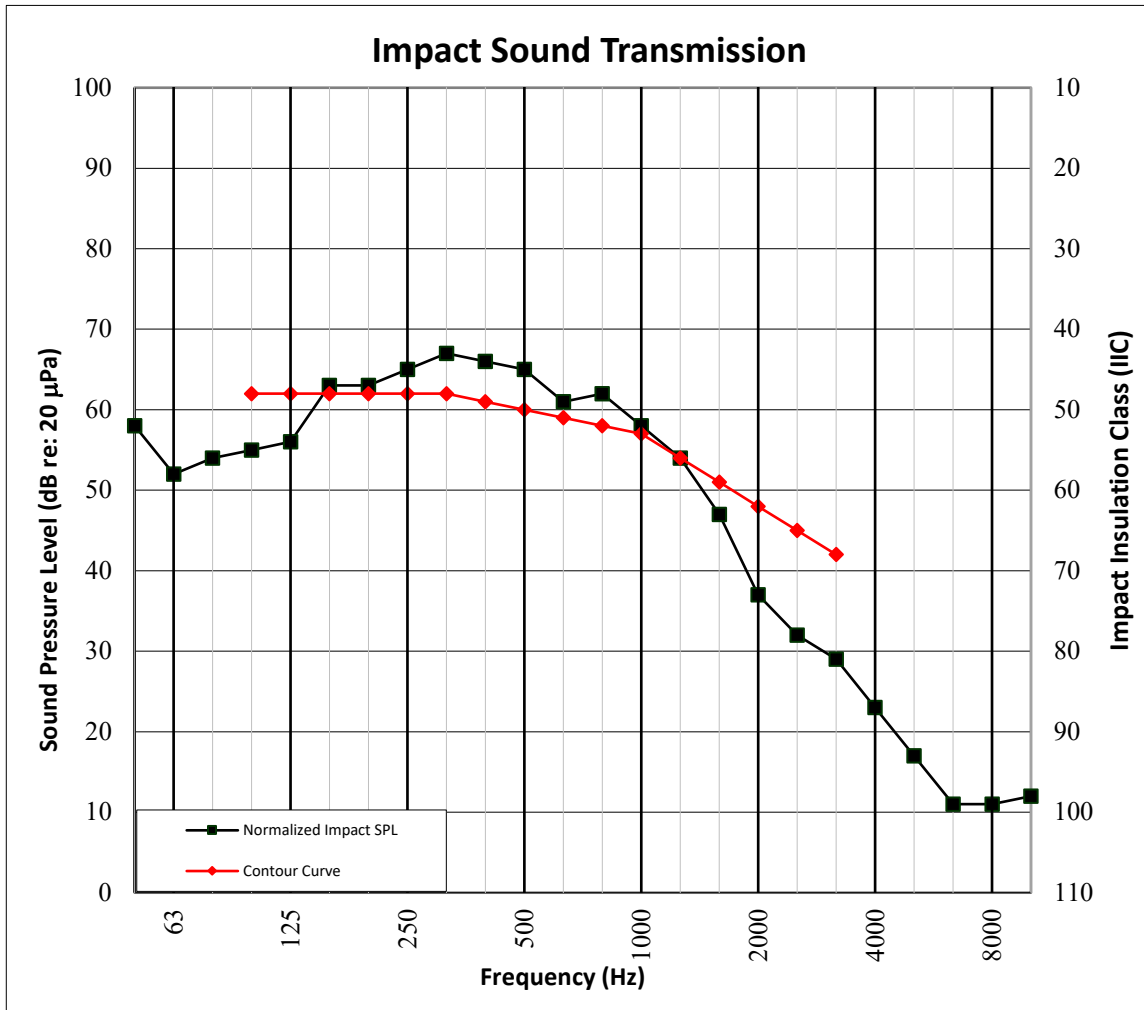
Report No.: S8152.01-113-11-R0

Date: 08/29/25

**SECTION 13**

**TEST RESULTS - IMPACT SOUND TRANSMISSION GRAPH**

<b>TEST DATE</b>	7/22/2025			
<b>DATA FILE NO.</b>	S8152.01			
<b>CLIENT</b>	Laticrete International			
<b>DESCRIPTION</b>	7.5 mm Daltile Ceramic Tile, 3 mm Laticrete 170 Rubber Underlayment, 152.4 mm 5000 PSI Concrete Slab			
<b>SPECIMEN AREA</b>	10.98 m <sup>2</sup>	<b>Maximum Temp.</b>	25.2°C	<b>Minimum Temp.</b> 24.9°C
<b>TECHNICIAN</b>	CSK	<b>Max. Humidity</b>	54%	<b>Min. Humidity</b> 53%



**TEST REPORT FOR LATICRETE INTERNATIONAL**

Report No.: S8152.01-113-11-R0

Date: 08/29/25

**SECTION 14**
**TEST RESULTS - HIGH-FREQUENCY IMPACT SOUND TRANSMISSION**

<b>TEST DATE</b>	7/22/2025				
<b>DATA FILE NO.</b>	S8152.01				
<b>CLIENT</b>	Laticrete International				
<b>DESCRIPTION</b>	7.5 mm Daltile Ceramic Tile, 3 mm Laticrete 170 Rubber Underlayment, 152.4 mm 5000 PSI Concrete Slab				
<b>SPECIMEN AREA</b>	10.98 m <sup>2</sup>	<b>Maximum Temp.</b>	25.2°C	<b>Minimum Temp.</b>	24.9°C
<b>TECHNICIAN</b>	CSK	<b>Max. Humidity</b>	54%	<b>Min. Humidity</b>	53%



FREQ (Hz)	BACKGROUND SPL (dB)	ABSORPTION m <sup>2</sup>	NORMALIZED IMPACT SPL (dB)	95% SAMPLE CONFIDENCE LIMIT (dB)	NUMBER OF DEFICIENCIES
400	18.7	9.2	66	0.3	5.4
500	17.5	8.5	65	0.6	4.8
630	21.5	8.2	61	0.6	2.5
800	17.3	8.2	62	0.6	4.5
1000	18.0	8.3	58	0.5	1.0
1250	18.8	8.2	54	0.5	0.0
1600	15.4	8.5	47	0.5	0.0
2000	13.7	8.8	37	0.5	0.0
2500	12.3	9.7	32	0.7	0.0
3150	10.3	10.4	29	0.5	0.0
<b>HIIC Rating</b>	<b>50</b>	<i>(High-Frequency Impact Insulation Class)</i>		<b>Sum of Deficiencies</b>	<b>18.1</b>

**Notes:** Receive Room levels less than 5 dB above the Background levels are highlighted in yellow.

**TEST REPORT FOR LATICRETE INTERNATIONAL**

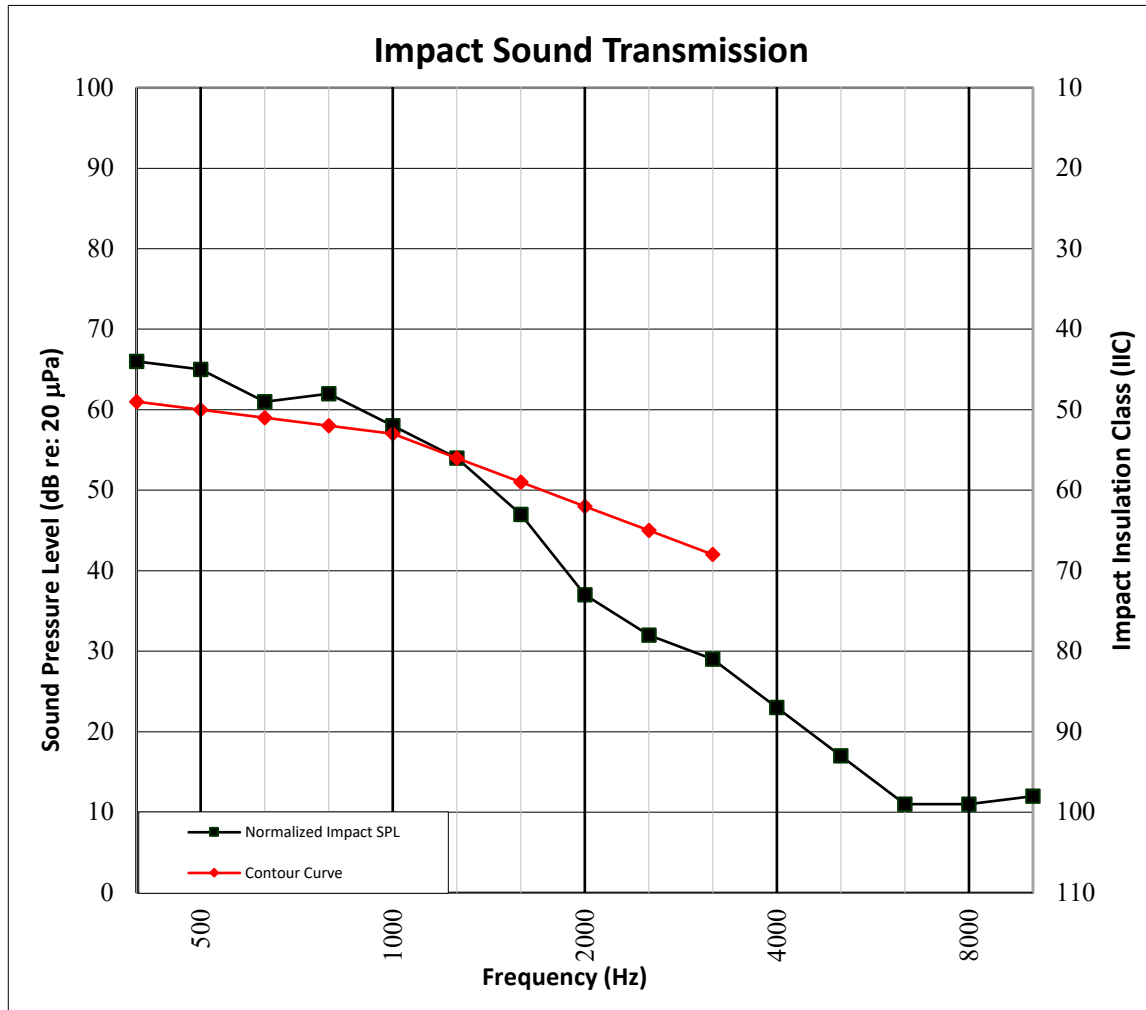
Report No.: S8152.01-113-11-R0

Date: 08/29/25

**SECTION 15**

**TEST RESULTS - HIGH-FREQUENCY IMPACT SOUND TRANSMISSION GRAPH**

<b>TEST DATE</b>	7/22/2025			
<b>DATA FILE NO.</b>	S8152.01			
<b>CLIENT</b>	Laticrete International			
<b>DESCRIPTION</b>	7.5 mm Daltile Ceramic Tile, 3 mm Laticrete 170 Rubber Underlayment, 152.4 mm 5000 PSI Concrete Slab			
<b>SPECIMEN AREA</b>	10.98 m <sup>2</sup>	<b>Maximum Temp.</b>	25.2°C	<b>Minimum Temp.</b> 24.9°C
<b>TECHNICIAN</b>	CSK	<b>Max. Humidity</b>	54%	<b>Min. Humidity</b> 53%



**TEST REPORT FOR LATICRETE INTERNATIONAL**

Report No.: S8152.01-113-11-R0

Date: 08/29/25

**SECTION 16**
**TEST RESULTS - DELTA IMPACT INSULATION**


TEST DATE	7/22/2025				
DATA FILE NO.	S8152.01				
CLIENT	Laticrete International				
DESCRIPTION	7.5 mm Daltile Ceramic Tile, 3 mm Laticrete 170 Rubber Underlayment, 152.4 mm 5000 PSI Concrete Slab				
SPECIMEN AREA	10.98 m <sup>2</sup>	Maximum Temp.	25.2°C	Minimum Temp.	24.9°C
TECHNICIAN	CSK	Max. Humidity	54%	Min. Humidity	53%

FREQ (Hz)	BACKGROUND SPL (dB)	ABSORPTION m <sup>2</sup>	NORMALIZED IMPACT SPL BARE (dB)	95% CONF LIMIT	NORMALIZED IMPACT SPL SPEC (dB)	95% SAMPL LIMIT	RESULT ARRAY L <sub>ref,c</sub>	NUMBER OF DEFICIENCIES
100	27.7	10.8	58.9	1.2	55.0	1.9	63.0	0
125	26.5	10.4	59.9	1.4	55.8	1.6	63.0	0
160	25.0	9.6	62.3	0.9	62.5	1.5	68.0	4
200	21.6	10.1	65.7	0.7	63.4	1.0	66.0	2
250	19.4	10.7	65.9	0.8	65.2	1.0	68.0	4
315	18.7	9.7	68.1	0.8	67.2	0.8	69.0	5
400	18.7	9.2	67.8	0.7	66.4	0.4	69.0	6
500	17.5	8.5	69.1	0.4	64.8	0.8	66.0	4
630	21.5	8.2	70.9	0.6	61.5	0.7	62.0	1
800	17.3	8.2	71.0	0.6	62.5	0.8	63.0	3
1000	18.0	8.3	72.0	0.6	58.0	0.6	58.0	0
1250	18.8	8.2	71.8	0.7	53.9	0.6	54.0	0
1600	15.4	8.5	71.9	0.7	47.5	0.6	48.0	0
2000	13.7	8.8	71.0	0.7	37.1	0.6	38.0	0
2500	12.3	9.7	70.7	0.7	32.4	0.8	34.0	0
3150	10.3	10.4	69.8	0.8	28.6	0.6	31.0	0
ΔIIC Rating	20	(Delta Impact Insulation Class)				Sum of Deficiencies		29
ΔHIIC Rating	21	(Delta High-Frequency Impact Insulation Class)				Sum of Deficiencies		18

**Notes:** Receive Room levels less than 5 dB above the Background levels are highlighted in yellow.

## TEST REPORT FOR LATICRETE INTERNATIONAL


Report No.: S8152.01-113-11-R0

Date: 08/29/25

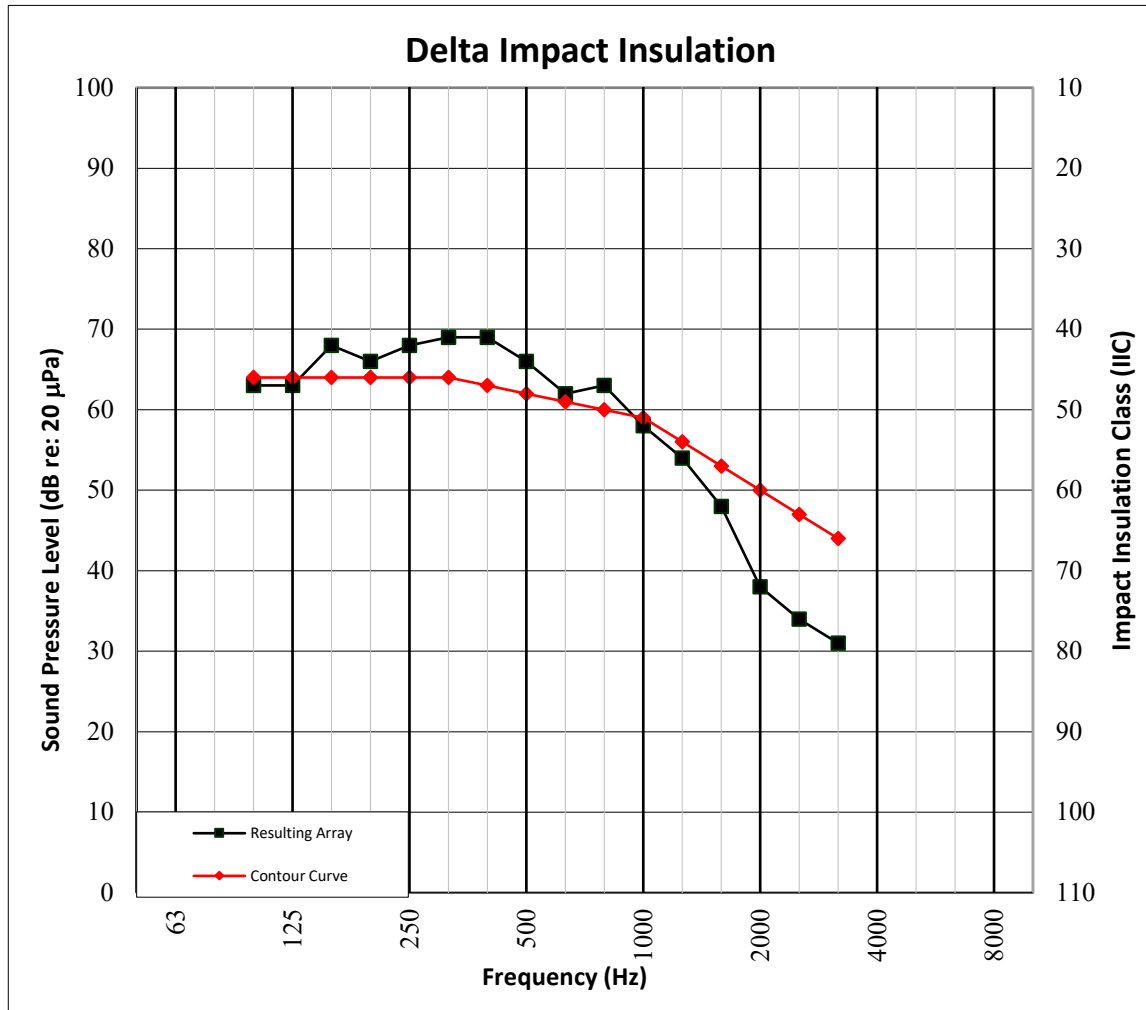
### SECTION 17

#### TEST RESULTS - DELTA IMPACT INSULATION GRAPH

TEST DATE	7/22/2025				
DATA FILE NO.	S8152.01				
CLIENT	Laticrete International				
DESCRIPTION	7.5 mm Daltile Ceramic Tile, 3 mm Laticrete 170 Rubber Underlayment, 152.4 mm 5000 PSI Concrete Slab				
SPECIMEN AREA	10.98 m <sup>2</sup>	Maximum Temp.	25.2°C	Minimum Temp.	24.9°C
TECHNICIAN	CSK	Max. Humidity	54%	Min. Humidity	53%



NVLAP  
TESTING  
LAB CODE 600258-0



**TEST REPORT FOR LATICRETE INTERNATIONAL**

Report No.: S8152.01-113-11-R0

Date: 08/29/25

**SECTION 18**

**PHOTOGRAPHS**



**Photo No. 1**

**Source Room View of Test Specimen Installation**



**Photo No. 2**

**Receive Room View of Test Specimen Installation**


**TEST REPORT FOR LATICRETE INTERNATIONAL**

Report No.: S8152.01-113-11-R0

Date: 08/29/25

**SECTION 19**

**DRAWING**



- 1-Floor Topping
- 2-Underlayment
- 3-Concrete Slab



Total Quality. Assured.

130 Derry Court  
York, PA 17406

Telephone: 717-764-7700  
Facsimile: 717-764-4129  
[www.intertek.com/building](http://www.intertek.com/building)

## TEST REPORT FOR LATICRETE INTERNATIONAL

Report No.: S8152.01-113-11-R0

Date: 08/29/25

### SECTION 20

#### REVISION LOG

REVISION #	DATE	PAGES	DESCRIPTION
R0	08/29/25	N/A	Original Report Issue